


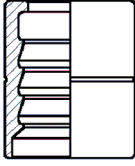
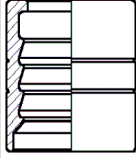
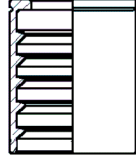
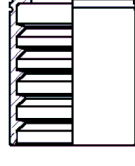
FLEXPO

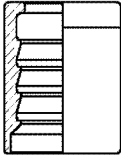
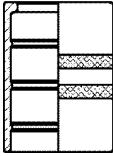
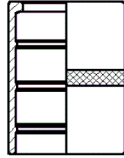
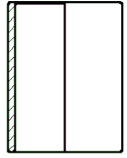
HYDRAULIC COMPONENTS

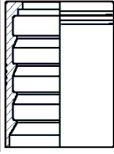
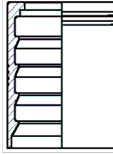
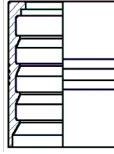


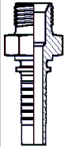
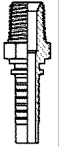
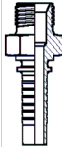

CATALOGO

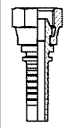
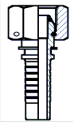
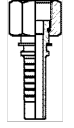
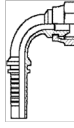
BOCCOLE E RACCORDI A PRESSARE
Ferrules and Press Fittings

BOCCOLE					
øTubo/Hose		Per Tubo	Per Tubo	Per Tubo	Per Tubo
Pollici/Inches		R1A/R3	R2A/R9R/R3	R1T/R1C/R2C	R1T/R2T/R2C
1/8"	CODICE				
3/16"	CODICE	BR1A-03	BR2A-03	BR1T-03	BR2T-03
1/4"	CODICE	BR1A-04	BR2A-04	BR1T-04	BR2T-04
5/16"	CODICE	BR1A-05	BR2A-05	BR1T-05	BR2T-05
3/8"	CODICE	BR1A-06	BR2A-06	BR1T-06	BR2T-06
1/2"	CODICE	BR1A-08	BR2A-08	BR1T-08	BR2T-08
5/8"	CODICE	BR1A-10	BR2A-10	BR1T-10	BR2T-10
3/4"	CODICE	BR1A-12	BR2A-12	BR1T-12	BR2T-12
1"	CODICE	BR1A-16	BR2A-16	BR1T-16	BR2T-16
1.1/4"	CODICE	BR1A-20	BR2A-20	BR1T-20	BR2T-20
1.1/2"	CODICE	BR1A-24	BR2A-24	BR1T-24	BR2T-24
2"	CODICE	BR1A-32	BR2A-32	BR1T-32	BR2T-32
2.1/2"	CODICE	BR1A-40	BR2A-40	BR1T-40	BR2T-40
3"	CODICE			BR1T-48	BR2T-48

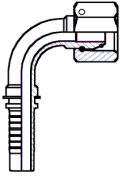
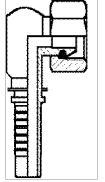
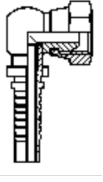
BOCCOLE					
øTubo/Hose		Per Tubo	Per Tubo	Per Tubo	Per Tubo
Pollici/Inches		R1C/T1	R3	R6/R7/R8/T1	PTFE
1/8"	CODICE			BR7-02	BPTF-02
3/16"	CODICE	BR1C-03	BR3-03	BR7-03	BPTF-03
1/4"	CODICE	BR1C-04	BR3-04	BR7-04	BPTF-04
5/16"	CODICE	BR1C-05	BR3-05	BR7-05	BPTF-05
3/8"	CODICE	BR1C-06	BR3-06	BR7-06	BPTF-06
1/2"	CODICE	BR1C-08	BR3-08	BR7-08	BPTF-08
5/8"	CODICE	BR1C-10	BR3-10	BR7-10	BPTF-10
3/4"	CODICE	BR1C-12	BR3-12	BR7-12	BPTF-12
1"	CODICE		BR3-16	BR7-16	BPTF-16
1,1/4"	CODICE		BR3-20		

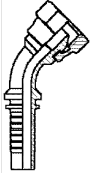
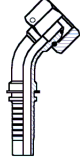
BOCCOLE				
øTubo/Hose		Per Tubo	Per Tubo	Per Tubo
Pollici/Inches		4SP/R9R/R10/R12	4SH	4SH
1/8"	CODICE			
3/16"	CODICE			
1/4"	CODICE	B4SP-04		
5/16"	CODICE			
3/8"	CODICE	B4SP-06		
1/2"	CODICE	B4SP-08		
5/8"	CODICE	B4SP-10		
3/4"	CODICE	B4SP-12	B4SP-12	
1"	CODICE	B4SP-16	B4SP-16	
1.1/4"	CODICE	B4SP-20		B4SH-20
1.1/2"	CODICE	B4SP-24		B4SH-24
2"	CODICE	B4SP-32		B4SH-32

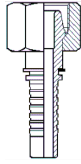
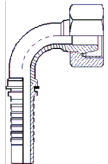
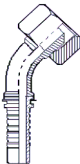
FILETTO GAS			 Maschio Gas Cil. 60°	 Maschio Gas Conico	 Maschio Gas Sede Piana	 Maschio NPTF Sv. 60°
∅ Tubo Hose Bore		Filetto	Codice	Codice	Codice	Codice
Pollici	DN					
3/16"	4	1/8"-28	IS0302MG	IS0302MGC		IS0302NPT
3/16"	4	1/4"-19	IS0304MG	IS0304MGC		IS0304NPT
1/4"	6	1/8"-28	IS0402MG	IS0402MGC		IS0402NPT
1/4"	6	1/4"-19	IS0404MG	IS0404MGC	IS0404MGSP	IS0404NPT
1/4"	6	3/8"-19	IS0406MG	IS0406MGC	IS0406MGSP	
1/4"	6	1/2"-14	IS0408MG			
5/16"	8	1/4"-19	IS0504MG	IS0504MGC		IS0406NPT
5/16"	8	3/8"-19	IS0506MG	IS0506MGC	IS0506MGSP	IS0504NPT
5/16"	8	1/2"-14	IS0508MG			
3/8"	10	1/4"-19	IS0604MG	IS0604MGC		IS0506NPT
3/8"	10	3/8"-19	IS0606MG	IS0606MGC	IS0606MGSP	IS0604NPT
3/8"	10	1/2"-14	IS0608MG	IS0608MGC	IS0608MGSP	IS0606NPT
1/2"	13	3/8"-19	IS0806MG	IS0806MGC		IS0608NPT
1/2"	13	1/2"-14	IS0808MG	IS0808MGC	IS0808MGSP	IS0806NPT
1/2"	13	5/8"-14	IS0810MG		IS0810MGSP	
1/2"	13	3/4"-14	IS0812MG		IS0812MGSP	IS0808NPT
5/8"	16	1/2"-14	IS1008MG	IS1008MGC		IS0812NPT
5/8"	16	5/8"-14	IS1010MG		IS1010MGSP	
5/8"	16	3/4"-14	IS1012MG	IS1012MGC	IS1012MGSP	IS1008NPT
3/4"	20	1/2"-14	IS1208MG			
3/4"	20	5/8"-14	IS1210MG			
3/4"	30	3/4"-14	IS1212MG	IS1212MGC	IS1212MGSP	IS1012NPT
3/4"	20	1"-11	IS1216MG	IS1216MGC	IS1216MGSP	IS1212NPT
1"	25	3/4"-14	IS1612MG			IS1216NPT
1"	25	1"-11	IS1616MG	IS1616MGC	IS1616MGSP	IS1612NPT
1"	25	1.1/4"-11	IS1620MG	IS1620MGC		IS1616NPT
1.1/4"	32	1.1/4"-11	IS2020MG	IS2020MGC	IS2020MGSP	IS1620NPT
1.1/4"	32	1.1/2"-11	IS2024MG			IS2020NPT
1.1/2"	40	1.1/2"-11	IS2424MG	IS2424MGC		IS2424NPT
1.1/2"	40	2"-11	IS2432MG			
2"	50	2"-11	IS3232MG	IS3232MGC		IS3232NPT
2.1/2"	60	2.1/2"-11	IS4040MG			
3"	80	3"-11	IS4848MG			

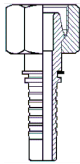
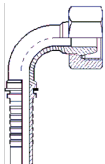
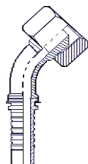
FILETTO GAS			 Fem. Gas Sv.60° Dado Pressato	 Fem Gas Sv.60° Dado Spinato	 Fem. Gas Sede Piana Dado Spinato	 Fem. Gas 90° Pezzo Unico Dado Pressato
Ø Tubo Hose Bore		Filetto	Codice	Codice	Codice	Codice
Pollici	DN					
1/8"	3	1/8"-28	IS0202FG			
3/16"	4	1/8"-28	IS0302FG	IS0302FGDS		IS0302FG90
3/16"	4	1/4"-19	IS0304FG	IS0304FGDS		IS0304FG90
1/4"	6	1/8"-28	IS0402FG	IS0402FGDS		IS0402FG90
1/4"	6	1/4"-19	IS0404FG	IS0404FGDS	IS0404FGSP	IS0404FG90
1/4"	6	3/8"-19	IS0406FG	IS0406FGDS	IS0406FGSP	IS0406FG90
1/4"	6	1/2"-14	IS0408FG	IS0408FGDS		IS0408FG90
5/16"	8	1/4"-19	IS0504FG	IS0504FGDS		IS0504FG90
5/16"	8	3/8"-19	IS0506FG	IS0506FGDS	IS0506FGSP	IS0506FG90
5/16"	8	1/2"-14	IS0508FG	IS0508FGDS		IS0508FG90
3/8"	10	1/4"-19	IS0604FG	IS0604FGDS		IS0604FG90
3/8"	10	3/8"-19	IS0606FG	IS0606FGDS	IS0606FGSP	IS0606FG90
3/8"	10	1/2"-14	IS0608FG	IS0608FGDS	IS0608FGSP	IS0608FG90
1/2"	13	3/8"-19	IS0806FG	IS0806FGDS		IS0806FG90
1/2"	13	1/2"-14	IS0808FG	IS0808FGDS	IS0808FGSP	IS0808FG90
1/2"	13	5/8"-14	IS0810FG	IS0810FGDS	IS0810FGSP	IS0810FG90
1/2"	13	3/4"-14	IS0812FG	IS0812FGDS	IS0812FGSP	IS0812FG90
5/8"	16	1/2"-14	IS1008FG	IS1008FGDS		IS1008FG90
5/8"	16	5/8"-14	IS1010FG	IS1010FGDS	IS1010FGSP	IS1010FG90
5/8"	16	3/4"-14	IS1012FG	IS1012FGDS	IS1012FGSP	IS1012FG90
3/4"	20	1/2"-14	IS1208FG	IS1208FGDS		IS1208FG90
3/4"	20	5/8"-14	IS1210FG	IS1210FGDS		IS1210FG90
3/4"	30	3/4"-14	IS1212FG	IS1212FGDS	IS1212FGSP	IS1212FG90
3/4"	20	1"-11	IS1216FG	IS1216FGDS	IS1216FGSP	IS1216FG90
1"	25	3/4"-14	IS1612FG	IS1612FGDS		IS1612FG90
1"	25	1"-11	IS1616FG	IS1616FGDS	IS1616FGSP	IS1616FG90
1"	25	1.1/4"-11	IS1620FG	IS1620FGDS		IS1620FG90
1.1/4"	32	1.1/4"-11	IS2020FG	IS2020FGDS	IS2020FGSP	IS2020FG90
1.1/4"	32	1.1/2"-11	IS2024FG	IS2024FGDS		IS2024FG90
1.1/2"	40	1.1/2"-11	IS2424FG	IS2424FGDS*		IS2424FG90
1.1/2"	40	2"-11	IS2432FG	IS2432FGDS*		
2"	50	2"-11	IS3232FG	IS3232FGDS*		IS3232FG90
2.1/2"	60	2.1/2"-11	IS4040FG	IS4040FGDS*		IS4040FG90
3"	80	3"-11	IS4848FG	IS4848FGDS*		IS4848FG90


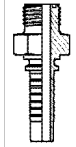
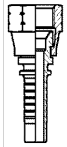
* CON O.R.


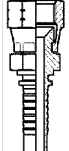
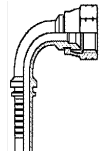
FILETTO GAS					
Ø Tubo Hose Bore		Filetto	Fem. Gas 90° Pezzo Unico Dado Spinato	Fem. Gas 90° Compatta Dado Spinato	Fem. Gas 90° Compatta Dado Pressato
Pollici	DN		Codice	Codice	Codice
3/16"	4	1/8"-28	IS0302FGDS90		
3/16"	4	1/4"-19	IS0304FGDS90		
1/4"	6	1/8"-28	IS0402FGDS90		
1/4"	6	1/4"-19	IS0404FGDS90	IS0404FGDS90C	IS0404FG90C
1/4"	6	3/8"-19	IS0406FGDS90	IS0406FGDS90C	
1/4"	6	1/2"-14	IS0408FGDS90		
5/16"	8	1/4"-19	IS0504FGDS90		
5/16"	8	3/8"-19	IS0506FGDS90	IS0506FGDS90C	IS0506FG90C
5/16"	8	1/2"-14	IS0508FGDS90		
3/8"	10	1/4"-19	IS0604FGDS90		
3/8"	10	3/8"-19	IS0606FGDS90	IS0606FGDS90C	IS0606FG90C
3/8"	10	1/2"-14	IS0608FGDS90	IS0608FGDS90C	IS0608FG90C
1/2"	13	3/8"-19	IS0806FGDS90		
1/2"	13	1/2"-14	IS0808FGDS90	IS0808FGDS90C	IS0808FG90C
1/2"	13	5/8"-14	IS0810FGDS90		
1/2"	13	3/4"-14	IS0812FGDS90		
5/8"	16	1/2"-14	IS1008FGDS90		
5/8"	16	5/8"-14	IS1010FGDS90	IS1010FGDS90C	IS1010FG90C
5/8"	16	3/4"-14	IS1012FGDS90	IS1012FGDS90C	
3/4"	20	1/2"-14	IS1208FGDS90		
3/4"	20	5/8"-14	IS1210FGDS90		
3/4"	30	3/4"-14	IS1212FGDS90	IS1212FGDS90C	IS1212FG90C
3/4"	20	1"-11	IS1216FGDS90		
1"	25	3/4"-14	IS1612FGDS90		
1"	25	1"-11	IS1616FGDS90	IS1616FGDS90C	IS1616FG90C
1"	25	1.1/4"-11	IS1620FGDS90		
1.1/4"	32	1.1/4"-11	IS2020FGDS90		
1.1/4"	32	1.1/2"-11	IS2024FGDS90		
1.1/2"	40	1.1/2"-11	IS2424FGDS90		
1.1/2"	40	2"-11	IS2432FGDS90		
2"	50	2"-11	IS3232FGDS90		
2.1/2"	60	2.1/2"-11			
3"	80	3"-11			

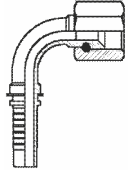
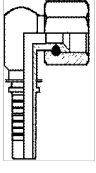
FILETTO GAS			 Femmina Gas 45° Pezzo Unico	 Femmina Gas 45° Pezzo Unico Dado Spinato
∅ Tubo Hose Bore		Filetto		
Pollici	DN			
3/16"	4	1/8"-28	IS0302FG45	IS0302FGDS45
3/16"	4	1/4"-19	IS0304FG45	IS0304FGDS45
1/4"	6	1/8"-28	IS0402FG45	IS0402FGDS45
1/4"	6	1/4"-19	IS0404FG45	IS0404FGDS45
1/4"	6	3/8"-19	IS0406FG45	IS0406FGDS45
1/4"	6	1/2"-14	IS0408FG45	IS0408FGDS45
5/16"	8	1/4"-19	IS0504FG45	IS0504FGDS45
5/16"	8	3/8"-19	IS0506FG45	IS0506FGDS45
5/16"	8	1/2"-14	IS0508FG45	IS0508FGDS45
3/8"	10	1/4"-19	IS0604FG45	IS0604FGDS45
3/8"	10	3/8"-19	IS0606FG45	IS0606FGDS45
3/8"	10	1/2"-14	IS0608FG45	IS0608FGDS45
1/2"	13	3/8"-19	IS0806FG45	IS0806FGDS45
1/2"	13	1/2"-14	IS0808FG45	IS0808FGDS45
1/2"	13	5/8"-14	IS0810FG45	IS0810FGDS45
1/2"	13	3/4"-14	IS0812FG45	IS0812FGDS45
5/8"	16	1/2"-14	IS1008FG45	IS1008FGDS45
5/8"	16	5/8"-14	IS1010FG45	IS1010FGDS45
5/8"	16	3/4"-14	IS1012FG45	IS1012FGDS45
3/4"	20	1/2"-14	IS1208FG45	IS1208FGDS45
3/4"	20	5/8"-14	IS1210FG45	IS1210FGDS45
3/4"	30	3/4"-14	IS1212FG45	IS1212FGDS45
3/4"	20	1"-11	IS1216FG45	IS1216FGDS45
1"	25	3/4"-14	IS1612FG45	IS1612FGDS45
1"	25	1"-11	IS1616FG45	IS1616FGDS45
1"	25	1.1/4"-11	IS1620FG45	IS1620FGDS45
1.1/4"	32	1.1/4"-11	IS2020FG45	IS2020FGDS45
1.1/4"	32	1.1/2"-11	IS2024FG45	IS2024FGDS45
1.1/2"	40	1.1/2"-11	IS2424FG45	IS2424FGDS45
1.1/2"	40	2"-11		IS2432FGDS45
2"	50	2"-11	IS3232FG45	IS3232FGDS45
2.1/2"	60	2.1/2"-11	IS4040FG45	
3"	80	3"-11	IS4848FG45	

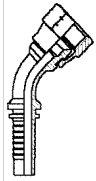
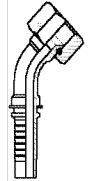
FILETTO GAS		Filetto	 Femmina Gas Dritta Dado Libero	 Femmina Gas 90° Dado Libero	 Femmina Gas 45° Dado Libero
∅ Tubo Hose Bore			Codice	Codice	Codice
Pollici	DN				
3/16"	4	1/8"-28	IS0302FB	IS0302FB90	IS0302FB45
3/16"	4	1/4"-19	IS0304FB	IS0304FB90	IS0304FB45
1/4"	6	1/4"-19	IS0404FB	IS0404FB90	IS0404FB45
1/4"	6	3/8"-19	IS0406FB	IS0406FB90	IS0406FB45
5/16"	8	3/8"-19	IS0506FB	IS0506FB90	IS0506FB45
3/8"	10	3/8"-19	IS0606FB	IS0606FB90	IS0606FB45
3/8"	10	1/2"-14	IS0608FB	IS0608FB90	IS0608FB45
1/2"	13	1/2"-14	IS0808FB	IS0808FB90	IS0808FB45

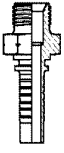
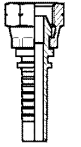
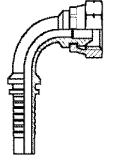
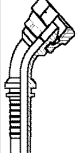
FILETTO GAS			 Femmina Gas Sv.60° con OR Dado Pressato	 Femmina Gas 90° con OR Dado Pressato	 Femmina Gas 45° con OR Dado Pressato
ø Tubo Hose Bore		Filetto	Codice	Codice	Codice
Pollici	DN				
1/4"	6	1/4"-19	IS0404FGO	IS0404FGO90	IS0404FGO45
3/8"	10	3/8"-19	IS0606FGO	IS0606FGO90	IS0606FGO45
1/2"	13	1/2"-14	IS0808FGO	IS0808FGO90	IS0808FGO45
5/8"	16	5/8"-14	IS1010FGO	IS1010FGO90	IS1010FGO45
3/4"	30	3/4"-14	IS1212FGO	IS1212FGO90	IS1212FGO45
1"	25	1"-11	IS1616FGO	IS1616FGO90	IS1616FGO45

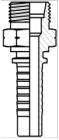
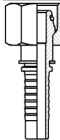

FILETTO GAS			 Maschio JIC 74°	 Maschio SAE Sede O-Ring Sede Piana	 Femmina JIG 74° Dado Pressato
Ø Tubo Hose Bore		Filetto	Codice	Codice	Codice
Pollici	DN				
1/8	3	7/16"-20			IS0204FI
3/16"	4	7/16"-20	IS0304MI		IS0304FI
3/16"	4	1/2"-20	IS0305MI		IS0305FI
1/4"	6	7/16"-20	IS0404MI	IS0404MS	IS0404FI
1/4"	6	1/2"-20	IS0405MI	IS0405MS	IS0405FI
1/4"	6	9/16"-18	IS0406MI	IS0406MS	IS0406FI
5/16"	8	1/2"-20	IS0505MI		IS0505FI
5/16"	8	9/16"-18	IS0506MI	IS0506MS	IS0506FI
5/16"	8	3/4"-16	IS0508MI		IS0508FI
3/8"	10	7/16"-20			IS0604FI
3/8"	10	9/16"-18	IS0606MI	IS0606MS	IS0606FI
3/8"	10	5/8"-18	IS0607MI		IS0607FI
3/8"	10	3/4"-16	IS0608MI	IS0608MS	IS0608FI
3/8"	10	7/8"-14	IS0610MI		IS0610FI
1/2"	13	3/4"-16	IS0808MI	IS0808MS	IS0808FI
1/2"	13	7/8"-14	IS0810MI	IS0810MS	IS0810FI
1/2"	13	1.1/16"-12	IS0812MI	IS0812MS	IS0812FI
5/8"	16	7/8"-14	IS1010MI	IS1010MS	IS1010FI
5/8"	16	1.1/16"-12	IS1012MI	IS1012MS	IS1012FI
3/4"	20	7/8"-14	IS1210MI		IS1210FI
3/4"	20	1.1/16"-12	IS1212MI	IS1212MS	IS1212FI
3/4"	20	1.3/16"-12	IS1214MI		IS1214FI
3/4"	20	1.5/16"-12	IS1216MI	IS1216MS	IS1216FI
1"	25	1.1/16"-12	IS1612MI		IS1612FI
1"	25	1.5/16"-12	IS1616MI	IS1616MS	IS1616FI
1"	25	1.5/8"-12	IS1620MI		IS1620FI
1.1/4"	32	1.5/8"-12	IS2020MI		IS2020FI
1.1/4"	32	1.7/8"-12	IS2024MI		IS2024FI
1.1/2"	40	1.7/8"-12	IS2424MI		IS2424FI
2"	50	2.1/2"-12	IS3232MI		IS3232FI

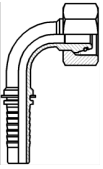
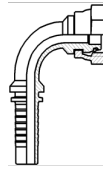
FILETTO GAS		Filetto	 Femmina Jic 74° Dado Spinato	 Femmina Jic 74° con Controdado	 Curva Jic 74° Pezzo Unico Dado Pressato
ø Tubo Hose Bore			Codice	Codice	Codice
Pollici	DN				
3/16"	4	7/16"-20	IS0304FIDS		IS0304FI90
3/16"	4	1/2"-20			IS0305FI90
1/4"	6	7/16"-20	IS0404FIDS	IS0404FICD	IS0404FI90
1/4"	6	1/2"-20	IS0405FIDS	IS0405FICD	IS0405FI90
1/4"	6	9/16"-18	IS0406FIDS	IS0406FICD	IS0406FI90
5/16"	8	1/2"-20	IS0505FIDS	IS0505FICD	IS0505FI90
5/16"	8	9/16"-18	IS0506FIDS	IS0506FICD	IS0506FI90
5/16"	8	3/4"-16			IS0508FI90
3/8"	10	7/16"-20			IS0604FI90
3/8"	10	9/16"-18	IS0606FIDS	IS0606FICD	IS0606FI90
3/8"	10	5/8"-18	IS0607FIDS		IS0607FI90
3/8"	10	3/4"-16	IS0608FIDS	IS0608FICD	IS0608FI90
3/8"	10	7/8"-14	IS0610FIDS		IS0610FI90
1/2"	13	3/4"-16	IS0808FIDS	IS0808FICD	IS0808FI90
1/2"	13	7/8"-14	IS0810FIDS	IS0810FICD	IS0810FI90
1/2"	13	1.1/16"-12	IS0812FIDS		IS0812FI90
5/8"	16	7/8"-14	IS1010FIDS		IS1010FI90
5/8"	16	1.1/16"-12	IS1012FIDS		IS1012FI90
3/4"	20	7/8"-14	IS1210FIDS		
3/4"	20	1.1/16"-12	IS1212FIDS	IS1212FICD	IS1212FI90
3/4"	20	1.3/16"-12	IS1214FIDS		IS1214FI90
3/4"	20	1.5/16"-12	IS1216FIDS	IS1216FICD	IS1216FI90
1"	25	1.1/16"-12	IS1612FIDS		IS1612FI90
1"	25	1.5/16"-12	IS1616FIDS	IS1616FICD	IS1616FI90
1"	25	1.5/8"-12	IS1620FIDS		IS1620FI90
1.1/4"	32	1.5/8"-12	IS2020FIDS		IS2020FI90
1.1/4"	32	1.7/8"-12	IS2024FIDS		IS2024FI90
1.1/2"	40	1.7/8"-12	IS2424FIDS		IS2424FI90
2"	50	2.1/2"-12	IS3232FIDS		IS3232FI90

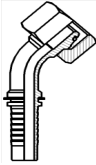
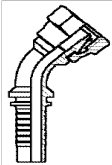
FILETTO GAS			 <p>Curva 90° Jic 74° Pezzo Unico Dado Spinato</p>	 <p>Curva 90° Compatta Jic 74° Dado Spinato</p>
Ø Tubo Hose Bore		Filetto		
Pollici	DN			
3/16"	4	7/16"-20	IS0304FIDS90	IS0304FIDS90C
3/16"	4	1/2"-20		
1/4"	6	7/16"-20	IS0404FIDS90	IS0404FIDS90C
1/4"	6	1/2"-20	IS0405FIDS90	IS0405FIDS90C
1/4"	6	9/16"-18	IS0406FIDS90	IS0406FIDS90C
5/16"	8	1/2"-20	IS0505FIDS90	IS0505FIDS90C
5/16"	8	9/16"-18	IS0506FIDS90	IS0506FIDS90C
5/16"	8	3/4"-16		
3/8"	10	9/16"-18	IS0606FIDS90	IS0606FIDS90C
3/8"	10	5/8"-18		IS0607FIDS90C
3/8"	10	3/4"-16	IS0608FIDS90	IS0608FIDS90C
3/8"	10	7/8"-14	IS0610FIDS90	
1/2"	13	3/4"-16	IS0808FIDS90	IS0808FIDS90C
1/2"	13	7/8"-14	IS0810FIDS90	IS0810FIDS90C
1/2"	13	1.1/16"-12	IS0812FIDS90	
5/8"	16	7/8"-14	IS1010FIDS90	IS1010FIDS90C
5/8"	16	1.1/16"-12	IS1012FIDS90	IS1012FIDS90C
3/4"	20	7/8"-14	IS1210FIDS90	
3/4"	20	1.1/16"-12	IS1212FIDS90	IS1212FIDS90C
3/4"	20	1.3/16"-12	IS1214FIDS90	
3/4"	20	1.5/16"-12	IS1216FIDS90	
1"	25	1.1/16"-12	IS1612FIDS90	
1"	25	1.5/16"-12	IS1616FIDS90	IS1616FIDS90C
1"	25	1.5/8"-12	IS1620FIDS90	
1.1/4"	32	1.5/8"-12	IS2020FIDS90	
1.1/4"	32	1.7/8"-12	IS2024FIDS90	
1.1/2"	40	1.7/8"-12	IS2424FIDS90	IS2424FIDS90C
2"	50	2.1/2"-12	IS3232FIDS90	IS3232FIDS90C

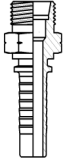
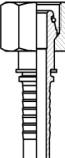
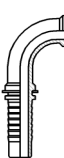
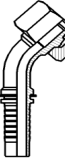
FILETTO GAS			 <p>Curva 45° Jic 74° Pezzo Unico Dado Pressato</p>	 <p>Curva 45° Jic 74° Pezzo Unico Dado Spinato</p>
Ø Tubo Hose Bore		Filetto		
Pollici	DN			
3/16"	4	7/16"-20	IS0304FI45	IS0304FIDS45
3/16"	4	1/2"-20	IS0305FI45	
1/4"	6	7/16"-20	IS0404FI45	IS0404FIDS45
1/4"	6	1/2"-20	IS0405FI45	IS0405FIDS45
1/4"	6	9/16"-18	IS0406FI45	IS0406FIDS45
5/16"	8	1/2"-20	IS0505FI45	
5/16"	8	9/16"-18	IS0506FI45	IS0506FIDS45
5/16"	8	3/4"-16	IS0508FI45	
3/8"	10	9/16"-18	IS0606FI45	IS0606FIDS45
3/8"	10	5/8"-18	IS0607FI45	
3/8"	10	3/4"-16	IS0608FI45	IS0608FIDS45
3/8"	10	7/8"-14	IS0610FI45	IS0610FIDS45
1/2"	13	3/4"-16	IS0808FI45	IS0808FIDS45
1/2"	13	7/8"-14	IS0810FI45	IS0810FIDS45
1/2"	13	1.1/16"-12	IS0812FI45	IS0812FIDS45
5/8"	16	7/8"-14	IS1010FI45	IS1010FIDS45
5/8"	16	1.1/16"-12	IS1012FI45	IS1012FIDS45
3/4"	20	7/8"-14	IS1210FI45	IS1012FIDS45
3/4"	20	1.1/16"-12	IS1212FI45	IS1212FIDS45
3/4"	20	1.3/16"-12	IS1214FI45	IS1214FIDS45
3/4"	20	1.5/16"-12	IS1216FI45	IS1216FIDS45
1"	25	1.1/16"-12	IS1612FI45	IS1612FIDS45
1"	25	1.5/16"-12	IS1616FI45	IS1616FIDS45
1"	25	1.5/8"-12	IS1620FI45	IS1620FIDS45
1.1/4"	32	1.5/8"-12	IS2020FI45	IS2020FIDS45
1.1/4"	32	1.7/8"-12	IS2024FI45	IS2024FIDS45
1.1/2"	40	1.7/8"-12	IS2424FI45	IS2424FIDS45
2"	50	2.1/2"-12	IS3232FI45	IS3232FIDS45

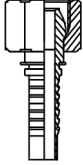
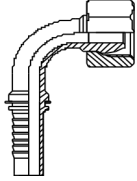
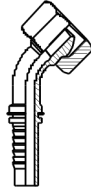
FILETTO GAS			 Maschio Metrico 60°	 Femmina Metrica 60° Dado Pressato	 Fem. 90° Metrica 60° Pezzo Unico	 Femmina 45° Metrica 60° Pezzo Unico Dado Pressato
ø Tubo Hose Bore		Filetto	Codice	Codice	Codice	Codice
Pollici	DN					
3/16"	4	M10X1	IS03MW10C	IS03FW10C	IS03FW10C90	IS03FW10C45
3/16"	4	M12X1,5	IS03MW12A	IS03FW12A	IS03FW12A90	IS03FW12A45
3/16"	4	M14X1,5		IS03FW14A		
3/16"	4	M16X1,5		IS03FW16A		
1/4"	6	M10X1	IS04MW10C	IS04FW10C	IS04FW10C90	IS04FW10C45
1/4"	6	M12X1,5	IS04MW12A	IS04FW12A	IS04FW12A90	IS04FW12A45
1/4"	6	M14X1,5	IS04MW14A	IS04FW14A	IS04FW14A90	IS04FW14A45
1/4"	6	M16X1,5	IS04MW16A	IS04FW16A	IS04FW16A90	IS04FW16A45
1/4"	6	M18X1,5	IS04MW18A	IS04FW18A	IS04FW18A90	IS04FW18A45
5/16"	8	M14X1,5	IS05MW14A	IS05FW14A	IS05FW14A90	IS05FW14A45
5/16"	8	M16X1,5	IS05MW16A	IS05FW16A	IS05FW16A90	IS05FW16A45
5/16"	8	M18X1,5	IS05MW18A	IS05FW18A	IS05FW18A90	IS05FW18A45
3/8"	10	M14X1,5	IS06MW14A	IS06FW14A	IS06FW14A90	IS06FW14A45
3/8"	10	M16X1,5	IS06MW16A	IS06FW16A	IS06FW16A90	IS06FW16A45
3/8"	10	M18X1,5	IS06MW18A	IS06FW18A	IS06FW18A90	IS06FW18A45
3/8"	10	M20X1,5	IS06MW20A	IS06FW20A	IS06FW20A90	IS06FW20A45
3/8"	10	M22X1,5	IS06MW22A	IS06FW22A	IS06FW22A90	IS08FW22A45
1/2"	13	M16X1,5	IS08MW16A	IS08FW16A	IS08FW16A90	IS08FW16A45
1/2"	13	M18X1,5	IS08MW18A	IS08FW18A	IS08FW18A90	IS08FW18A45
1/2"	13	M20X1,5	IS08MW20A	IS08FW20A	IS08FW20A90	IS08FW20A45
1/2"	13	M22X1,5	IS08MW22A	IS08FW22A	IS08FW22A90	IS08FW22A45
1/2"	13	M26X1,5	IS08MW26A	IS08FW26A	IS08FW26A90	IS10FW26A45
1/2"	13	M28X1,5		IS08FW28A		
5/8"	16	M22X1,5		IS10FW22A	IS10FW22A90	
5/8"	16	M26X1,5	IS10MW26A	IS10FW26A	IS10FW26A90	IS10FW26A45
3/4"	20	M26X1,5	IS12MW26A	IS12FW26A	IS12FW26A90	IS12FW26A45
3/4"	20	M28X1,5		IS12FW28A		
3/4"	20	M30X1,5	IS12MW30A	IS12FW30A	IS12FW30A90	IS12FW30A45
1"	25	M38X1,5	IS16MW38A	IS16FW38A	IS16FW38A90	IS16FW38A45
1.1/4"	32	M45X1,5	IS20MW45A	IS20FW45A	IS20FW45A90	IS20FW45A45

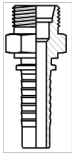
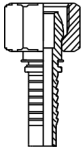
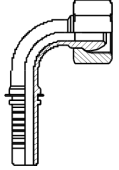
FILETTO METRICO 24° L				 Maschio Metrico 24° Serie L	 Fem. Metr. 24° Dado Libero Serie L	 Fem. Metr. 24° Dado Pressato Serie L
Ø Tubo Hose Bore		Filetto	ERM.	Codice	Codice	Codice
Pollici	DN					
3/16"	4	M12X1,5	6L	IS03MM06L	IS03FOS06L	
1/4"	6	M12X1,5	6L	IS04MM06L		IS04FMO06L
1/4"	6	M14X1,5	8L	IS04MM08L	IS08FOS08L	
1/4"	6	M16X1,5	10L	IS08MM10L	IS04FOS10L	
1/4"	6	M18X1,5	12L	IS04MM12L	IS04FOS12L	
5/16"	8	M14X1,5	8L		IS05FOS08L	
5/16"	8	M16X1,5	10L	IS05MM10L	IS05FOS10L	
5/16"	8	M18X1,5	12L	IS05MM12L	IS05FOS12L	
3/8"	10	M16X1,5	10L	IS06MM10L		IS06FMO10L
3/8"	10	M18X1,5	12L	IS06MM12L	IS06FOS12L	
3/8"	10	M22X1,5	15L	IS06MM15L	IS06FOS15L	
1/2"	13	M18X1,5	12L		IS08FOS12L	
1/2"	13	M22X1,5	15L	IS08MM15L	IS08FOS15L	
1/2"	13	M26X1,5	18L	IS08MM18L	IS08FOS18L	
5/8"	16	M26X1,5	18L	IS10MM18L	IS10FOS18L	
5/8"	16	M30X2	22L	IS10MM22L	IS10FOS22L	
3/4"	20	M26X1,5	18L	IS12MM18L		IS12FMO18L
3/4"	20	M30X2	22L	IS12MM22L	IS12FOS22L	
1"	25	M36X2	28L	IS16MM28L	IS16FOS28L	
1.1/4"	32	M45X2	35L	IS20MM35L	IS20FOS35L	
1.1/2"	40	M52X2	42L	IS24MM42L	IS24FOS42L	

FILETTO METRICO 24° L				 Fem. 90° Metr. 24° Dado Libero Serie L	 Fem. 90° Metr. 24° Dado Pressato Serie L
ø Tubo Hose Bore		Filetto	ERM.	Codice	Codice
Pollici	DN				
3/16"	4	M12X1,5	6L	IS03FOS06L90	
1/4"	6	M12X1,5	6L		IS04FMO06L90
1/4"	6	M14X1,5	8L	IS08FOS08L90	
1/4"	6	M16X1,5	10L	IS04FOS10L90	
1/4"	6	M18X1,5	12L	IS04FOS12L90	
5/16"	8	M14X1,5	8L		
5/16"	8	M16X1,5	10L	IS05FOS10L90	
5/16"	8	M18X1,5	12L	IS05FOS12L90	
3/8"	10	M16X1,5	10L		IS06FMO10L90
3/8"	10	M18X1,5	12L	IS06FOS12L90	
3/8"	10	M22X1,5	15L	IS06FOS15L90	IS06FMO15L90
1/2"	13	M18X1,5	12L		
1/2"	13	M22X1,5	15L	IS08FOS15L90	
1/2"	13	M26X1,5	18L	IS08FOS18L90	
5/8"	16	M26X1,5	18L	IS10FOS18L90	
5/8"	16	M30X2	22L	IS10FOS22L90	
3/4"	20	M26X1,5	18L		IS12FMO18L90
3/4"	20	M30X2	22L	IS12FOS22L90	
1"	25	M36X2	28L	IS16FOS28L90	
1.1/4"	32	M45X2	35L	IS20FOS35L90	
1.1/2"	40	M52X2	42L	IS24FOS42L90	

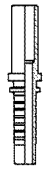
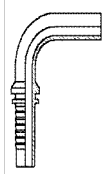
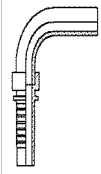
FILETTO METRICO 24° L					
ø Tubo Hose Bore		Filetto	ERM.	Fem. 45° Metr. 24° Dado Libero Serie L	Fem. 45° Metr. 24° Dado Pressato Serie L
Pollici	DN			Codice	Codice
3/16"	4	M12X1,5	6L	IS03FOS06L45	
1/4"	6	M12X1,5	6L		IS04FMO06L45
1/4"	6	M14X1,5	8L	IS04FOS08L45	
1/4"	6	M16X1,5	10L	IS04FOS10L45	
1/4"	6	M18X1,5	12L	IS04FOS12L45	
5/16"	8	M14X1,5	8L		
5/16"	8	M16X1,5	10L	IS05FOS10L45	
5/16"	8	M18X1,5	12L	IS05FOS12L45	
3/8"	10	M16X1,5	10L		IS06FMO10L45
3/8"	10	M18X1,5	12L	IS06FOS12L45	
3/8"	10	M22X1,5	15L	IS06FOS15L45	
1/2"	13	M18X1,5	12L		
1/2"	13	M22X1,5	15L	IS08FOS15L45	
1/2"	13	M26X1,5	18L	IS08FOS18L45	
5/8"	16	M26X1,5	18L	IS10FOS18L45	
5/8"	16	M30X2	22L	IS10FOS22L45	
3/4"	20	M26X1,5	18L		IS12FMO18L45
3/4"	20	M30X2	22L	IS12FOS22L45	
1"	25	M36X2	28L	IS16FOS28L45	
1.1/4"	32	M45X2	35L	IS20FOS35L45	
1.1/2"	40	M52X2	42L	IS24FOS42L45	

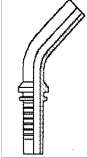
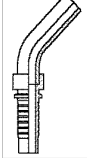
FILETTO METRICO 24 S				 Maschio Metr. 24° Serie S	 Fem. Metr. 24° Dado Libero Serie S	 Fem. 90° Metr. 24° Dado Libero Serie S	 Fem. 45° Metr. 24° Dado Libero Serie S
Pollici	DN	Filetto	Erm	Codice	Codice	Codice	Codice
				∅ Tubo Hose Bore			
3/16"	4	M16X1,5	8S	IS03MM08S	IS03FOS08S	IS03FOS08S90	IS03FOS08S45
1/4"	6	M14X1,5	6S	IS04MM06S	IS04FOS06S	IS04FOS06S90	IS04FOS06S45
1/4"	6	M16X1,5	8S	IS04MM08S	IS04FOS08S	IS04FOS08S90	IS04FOS08S45
1/4"	6	M18X1,5	10S	IS04MM10S	IS04FOS10S	IS04FOS10S90	IS04FOS10S45
1/4"	6	M20X1,5	12S	IS04MM12S	IS04FOS12S	IS04FOS12S90	IS04FOS12S45
5/16"	8	M16X1,5	8S	IS05MM08S			
5/16"	8	M18X1,5	10S	IS05MM10S	IS05FOS10S	IS05FOS10S90	IS05FOS10S45
5/16"	8	M20X1,5	12S	IS05MM12S	IS05FOS12S	IS05FOS12S90	IS05FOS12S45
3/8"	10	M18X1,5	10S	IS06MM10S	IS06FOS10S		
3/8"	10	M20X1,5	12S	IS06MM12S	IS06FOS12S	IS06FOS12S90	IS06FOS12S45
3/8"	10	M22X1,5	14S	IS06MM14S	IS06FOS14S	IS06FOS14S90	IS06FOS14S45
3/8"	10	M24X1,5	16S	IS06MM16S	IS06FOS16S		
1/2"	13	M22X1,5	14S	IS08MM14S	IS08FOS14S	IS08FOS14S90	IS08FOS14S45
1/2"	13	M24X1,5	16S	IS08MM16S	IS08FOS16S	IS08FOS16S90	IS08FOS16S45
1/2"	13	M30X2	20S		IS08FOS20S		
5/8"	16	M24X1,5	16S		IS10FOS16S		
5/8"	16	M30X2	20S	IS10MM20S	IS10FOS20S	IS10FOS20S90	IS10FOS20S45
3/4"	20	M24X1,5	16S	IS12MM16S			
3/4"	20	M30X2	20S	IS12MM20S	IS12FOS20S	IS12FOS20S90	IS12FOS20S45
3/4"	20	M36X2	25S	IS12MM25S	IS12FOS25S	IS12FOS25S90	IS12FOS25S45
1"	25	M36X2	25S	IS16MM25S	IS16FOS25S	IS16FOS25S90	IS16FOS25S45
1"	25	M42	30S	IS16MM30S	IS16FOS30S	IS16FOS30S90	IS16FOS30S45
1.1/4"	32	M45X2	30S	IS20MM30S	IS20FOS30S		
1.1/4"	32	M52X2	38S	IS20MM38S	IS20FOS38S	IS20FOS38S90	IS20FOS38S45
1.1/2"	40	M52X2	38S	IS24MM38S	IS24FOS38S	IS24FOS38S90	IS24FOS38S45

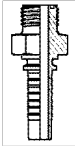
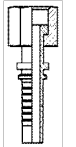
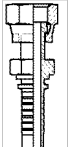
FILETTO METRICO 24°/60°				 Fem. Metr. 24°/60° Universale	 Fem. 90° Metr. 24°/60° Universale Pezzo Unico	 Fem. 45° Metr. 24°/60° Universale Pezzo Unico
ø Tubo		Filetto	ERM.	Codice	Codice	Codice
Pollici	DN					
3/16"	4	M12X1,5	6L	IS03FM06L	IS03FM06L90	IS03FM06L45
1/4"	6	M14X1,5	8L	IS04FM08L	IS04FM08L90	IS04FM08L45
1/4"	6	M16X1,5	10L	IS04FM10L	IS04FM10L90	IS04FM10L45
5/16"	8	M16X1,5	10L	IS05FM10L	IS05FM10L90	IS05FM10L45
5/16"	8	M18X1,5	12L	IS05FM12L	IS05FM12L90	IS05FM12L45
3/8"	10	M18X1,5	12L	IS06FM12L	IS06FM12L90	IS06FM12L45
3/8"	11	M22X1,5	15L	IS06FM15L	IS06FM15L90	IS06FM15L45
1/2"	13	M22X1,5	15L	IS08FM15L	IS08FM15L90	IS08FM15L45
5/8"	16	M26X1,5	18L	IS10FM18L	IS10FM18L90	IS10FM18L45

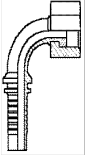
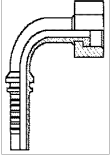
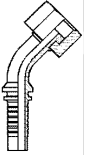
FILETTO METRICO FRANCESE				 Maschio Metr. 24° Francese	 Fem. Metr. 24° Francese	 Curva Metr. 24° Francese Pezzo Unico
∅ Tubo Hose Bore		Filetto	ERM.	Codice	Codice	Codice
Pollici	DN					
1/4"	6	M20X1,5	13,25	IS0413MF20A	IS0413FMF20A	IS04FMF20A90
5/16"	8	M20X1,5	13,25	IS0513MF20A	IS0513FMF20A	IS05FMF20A90
3/8"	10	M20X1,5	13,25	IS0613MF20A	IS0613FMF20A	IS06FMF20A90
3/8"	10	M24X1,5	16,75	IS0617MF24A	IS0617FMF24A	IS06FMF24A90
1/2"	13	M24X1,5	16,75	IS0817MF24A	IS0817FMF24A	IS08FMF24A90
5/8"	16	M30X1,5	21,25	IS1021MF30A	IS1021FMF30A	IS10FMF30A90
3/4"	20	M30X1,5	21,25	IS1221MF30A	IS1221FMF30A	IS12FMF30A90
3/4"	20	M36X1,5	26,75	IS1227MF36A	IS1227FMF36A	IS12FMF36A90
1"	25	M45X1,5	33,5	IS1633MF45A	IS1633FMF45A	IS16FMF45A90

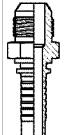
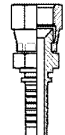
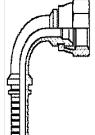
FILETTO METRICO FRANCESE		Estremità Tubolare Metrica Francese	Anello Serraggio Metrico Francese	Dado Serraggio Metrico Francese	
ø Tubo Hose Bore					
Pollici	DN	Filetto	Codice	Codice	Codice
5/16"	8	13,25	IS0513ETF	DIN88-F13	DIN81F-13
3/8"	10	13,25	IS0613ETF		
1/2"	13	16,75	IS0817ETF		
5/8"	16	21,25	IS1021ETF	DIN88-F21	DIN81F-21
3/4"	20	21,25	IS1221ETF		
3/4"	20	26,75	IS1227ETF	DIN88-F27	DIN81F-27
1"	25	33,50	IS1633ETF	DIN88-F33	DIN81F-33

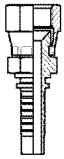
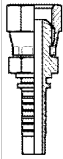
ESTREMITA' TUBOLARE METRICA			 Estremità Tubolare Dritta	 Estremità Tubolare 90° Pezzo Unico	 Estremità Tubolare 90° Saldata
∅ Tubo Hose Bore		∅ Tubolare	Codice	Codice	Codice
Pollici	DN				
3/16"	4	4	IS0304ET		IS0304ET90S
3/16"	4	6	IS0306ET	IS0306ET90	
3/16"	4	8	IS0308ET	IS0308ET90	
1/4"	6	6	IS0406ET	IS0406ET90	
1/4"	6	8	IS0408ET	IS0408ET90	
1/4"	6	10	IS0410ET	IS0410ET90	
1/4"	6	12	IS0412ET	IS0412ET90	
5/16"	8	8	IS0508ET		
5/16"	8	10	IS0510ET	IS0510ET90	
5/16"	8	12	IS0512ET	IS0512ET90	
3/8"	10	10	IS0610ET	IS0610ET90	
3/8"	10	12	IS0612ET	IS0612ET90	
3/8"	10	14	IS0614ET	IS0614ET90	
3/8"	10	15	IS0615ET	IS0615ET90	
3/8"	10	16	IS0616ET		
1/2"	13	12	IS0812ET		IS0812ET90S
1/2"	13	14	IS0814ET	IS0814ET90	
1/2"	13	15	IS0815ET	IS0815ET90	
1/2"	13	16	IS0816ET	IS0816ET90	
1/2"	13	18	IS0818ET		IS0818ET90S
1/2"	13	20	IS0820ET		
5/8"	16	16	IS1016ET		IS1016ET90S
5/8"	16	18	IS1018ET		IS1018ET90S
5/8"	16	20	IS1020ET		IS1020ET90S
5/8"	16	22	IS1022ET		IS1022ET90S
3/4"	20	18	IS1218ET		IS1218ET90S
3/4"	20	20	IS1220ET		IS1220ET90S
3/4"	20	22	IS1222ET		IS1222ET90S
3/4"	20	25	IS1225ET		IS1225ET90S
1"	25	25	IS1625ET		IS1625ET90S
1"	25	28	IS1628ET		IS1628ET90S
1"	25	30	IS1630ET		IS1630ET90S
1.1/4"	32	30	IS2030ET		IS2030ET90S
1.1/4"	32	35	IS2035ET		IS2035ET90S
1.1/4"	32	38	IS2038ET		IS2038ET90S
1.1/2"	40	38	IS2438ET		IS2438ET90S
1.1/2"	40	42	IS2442ET		IS2442ET90S

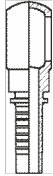
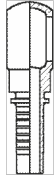
ESTREMITA' TUBOLARE METRICA				Estremità Tubolare 45° Pezzo Unico		Estremità Tubolare 45° Saldata
ø Tubo Hose Bore		ø Tubolare	Codice	Codice		
Pollici	DN					
3/16"	4	4		IS0304ET45S		
3/16"	4	6	IS0306ET45			
3/16"	4	8	IS0308ET45			
1/4"	6	6	IS0406ET45			
1/4"	6	8	IS0408ET45			
1/4"	6	10	IS0410ET45			
1/4"	6	12	IS0412ET45			
5/16"	8	10	IS0510ET45			
5/16"	8	12	IS0512ET45			
3/8"	10	10	IS0610ET45			
3/8"	10	12	IS0612ET45			
3/8"	10	14	IS0614ET45			
3/8"	10	15	IS0615ET45			
1/2"	13	14	IS0814ET45			
1/2"	13	15	IS0815ET45			
1/2"	13	16	IS0816ET45			
1/2"	13	18		IS0818ET45S		
5/8"	16	18		IS1018ET45S		
5/8"	16	20		IS1020ET45S		
5/8"	16	22		IS1022ET45S		
3/4"	20	18		IS1218ET45S		
3/4"	20	20		IS1220ET45S		
3/4"	20	22		IS1222ET45S		
3/4"	20	25		IS1225ET45S		
1"	25	25		IS1625ET45S		
1"	25	28		IS1628ET45S		
1"	25	30		IS1630ET45S		
1.1/4"	32	30		IS2030ET45S		
1.1/4"	32	35		IS2035ET45S		
1.1/4"	32	38		IS2038ET45S		
1.1/2"	40	38		IS2438ET45S		
1.1/2"	40	42		IS2442ET45S		

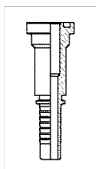
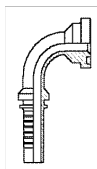
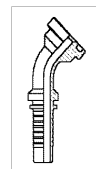
FILETTO O.R.F.S.			 Maschio O.R.F.S.	 Femmina O.R.F.S.	 Femmina O.R.F.S. con Controdado
ø Tubo Hose Bore		Filetto	Codice	Codice	Codice
Pollici	DN				
1/4"	6	9/16"-18	IS0404MORFS	IS0404ORFS	IS0404ORFSC
1/4"	6	11/16"-16	IS0406MORFS	IS0406ORFS	
5/16"	8	11/16"-16	IS0506MORFS	IS0506ORFS	
3/8"	10	11/16"-16	IS0606MORFS	IS0606ORFS	IS0606ORFSC
3/8"	10	13/16"-16	IS0608MORFS	IS0608ORFS	
1/2"	13	13/16"-16	IS0808MORFS	IS0808ORFS	IS0808ORFSC
1/2"	13	1"-14	IS0810MORFS	IS0810ORFS	
1/2"	13	1"3/16-12	IS0812MORFS	IS0812ORFS	
5/8"	16	1"-14	IS1010MORFS	IS1010ORFS	IS1010ORFSC
5/8"	16	1"3/16-12	IS1012MORFS	IS1012ORFS	
3/4"	20	1"3/16-12	IS1212MORFS	IS1212ORFS	IS1212ORFSC
3/4"	20	1"7/16-12	IS1216MORFS	IS1216ORFS	
1"	25	1"7/16-12	IS1616MORFS	IS1616ORFS	IS1616ORFSC
1.1/4"	32	1"11/16-12	IS2020MORFS	IS2020ORFS	
1.1/2"	40	2"-12	IS2424MORFS	IS2424ORFS	

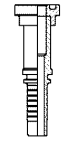
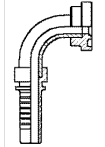
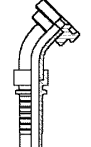
FILETTO O.R.F.S.		Filetto	 Femmina 90° O.R.F.S. Pezzo Unico	 Femmina 90° O.R.F.S. Lungo	 Femmina 45°O.R.F.S Pezzo Unico
∅ Tubo Hose Bore	Pollici		DN	Codice	Codice
1/4"	6	9/16"-18	IS0404ORFS90	IS0404ORFS90L	IS0404ORFS45
1/4"	6	11/16"-16	IS0406ORFS90	IS0406ORFS90L	IS0406ORFS45
5/16"	8	11/16"-16	IS0506ORFS90	IS0506ORFS90L	IS0506ORFS45
3/8"	10	11/16"-16	IS0606ORFS90	IS0606ORFS90L	IS0606ORFS45
3/8"	10	13/16"-16	IS0608ORFS90	IS0608ORFS90L	IS0608ORFS45
1/2"	13	13/16"-16	IS0808ORFS90	IS0808ORFS90L	IS0808ORFS45
1/2"	13	1"-14	IS0810ORFS90	IS0810ORFS90L	IS0810ORFS45
1/2"	13	1"3/16-12	IS0812ORFS90	IS0812ORFS90L	IS0812ORFS45
5/8"	16	1"-14	IS1010ORFS90	IS1010ORFS90L	IS1010ORFS45
5/8"	16	1"3/16-12	IS1012ORFS90	IS1012ORFS90L	IS1012ORFS45
3/4"	20	1"3/16-12	IS1212ORFS90	IS1212ORFS90L	IS1212ORFS45
3/4"	20	1"7/16-12	IS1216ORFS90	IS1216ORFS90L	IS1216ORFS45
1"	25	1"7/16-12	IS1616ORFS90	IS1616ORFS90L	IS1616ORFS45
1.1/4"	32	1"11/16-12	IS2020ORFS90	IS2020ORFS90L	IS2020ORFS45
1.1/2"	40	2"-12	IS2424ORFS90	IS2424ORFS90L	IS2424ORFS45

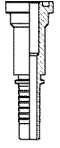
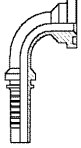
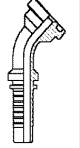
FILETTO KOMATSU			 Maschio JIS Svasato KOMATSU	 Femmina JIS Svasata KOMATSU	 Femmina JIS 90° Svasata KOMATSU
ø Tubo Hose Bore		Filetto	Codice	Codice	Codice
Pollici	DN				
1/4"	6	M12X1,5	IS04MMG12D	IS04FKM12D	
1/4"	6	M12X1,5	IS04MMG12A	IS04FKM12A	
1/4"	6	M14X1,5		IS04FKM14A	IS04FKM14A90
5/16"	8	M14X1,5	IS05MMG14A	IS05FKM14A	
5/16"	8	M16X1,5	IS05MMG16A	IS05FKM16A	
3/8"	10	M14X1,5		IS06FKM14A	
3/8"	10	M16X1,5	IS06MMG16A	IS06FKM16A	
3/8"	10	M18X1,5		IS06FKM18A	IS06FKM18A90
3/8"	10	M20X1,5	IS06MMG20A	IS06FKM20A	
1/2"	13	M20X1,5	IS08MMG20A	IS08FKM20A	IS08FKM20A90
1/2"	13	M22X1,5	IS08MMG22A	IS08FKM22A	IS08FKM22A90
5/8"	16	M24X1,5		IS10FKM24A	IS10FKM24A90
3/4"	20	M30X1,5		IS12FKM30A	IS12FKM30A90
1"	25	M33X1,5		IS16FKM33A	
1.1/4"	32	M36X1,5		IS20FKM36A	
1.1/2"	40	M42X1,5		IS24FKM42A	

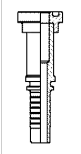
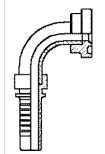
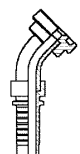
FILETTO JIS 60°				
∅ Tubo Hose Bore		Filetto Thread	Femm. JIS Svasata 60° TOYOTA	Femm. JIS Ogiva 60° NISSAN
Pollici	DN		Codice Part Number	Codice Part Number
1/4"	6	1/4"-19	IS0404FTY	IS0404FNS
5/16"	8	1/4"-19	IS0504FTY	
5/16"	8	3/8"	IS0506FTY	
3/8"	10	3/8"	IS0606FTY	IS0606FNS
1/2"	13	1/2"-14	IS0808FTY	IS0808FNS
5/8"	16	3/4"-14	IS1012FTY	
3/4"	20	3/4"-14	IS1212FTY	IS1212FNS
1"	25	1"-11	IS1616FTY	IS1616FNS

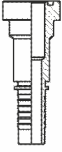
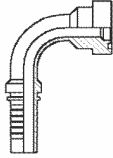
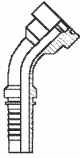
OCCHIO PER VITE GAS				 Occhio Gas Pezzo Unico	OCCHIO PER VITE METRICA		 Occhio Metrico Pezzo Unico
ø Tubo Hose Bore		ø OCCHIO			ø OCCHIO		
Pollici	DN	Inch.	mm	Codice		Codice	
3/16"	4	1/8"	10,1	IS0302OG	8	IS0308OM	
3/16"	4	1/4"	13,3	IS0304OG	10	IS0310OM	
3/16"	4				12	IS0312OM	
1/4"	6	1/8"	10,1	IS0402OG	8	IS0408OM	
1/4"	6	1/4"	13,3	IS0404OG	10	IS0402OM	
1/4"	6	3/8"	16,8	IS0406OG	12	IS0412OM	
1/4"	6	1/2"	21,1	IS0408OG	14	IS0414OM	
1/4"	6				16	IS0416OM	
1/4"	6				18	IS0418OM	
5/16"	8	1/4"	13,3	IS0504OG	12	IS0512OM	
5/16"	8	3/8"	16,8	IS0506OG	14	IS0514OM	
5/16"	8				16	IS0516OM	
5/16"	8				18	IS0518OM	
3/8"	10	1/4"	13,3	IS0604OG	12	IS0612OM	
3/8"	10	3/8"	16,8	IS0606OG	14	IS0614OM	
3/8"	10	1/2"	21,1	IS0608OG	16	IS0616OM	
3/8"	10				18	IS0618OM	
3/8"	10				20	IS0620OM	
3/8"	10				22	IS0622OM	
1/2"	13	3/8"	16,8	IS0806OG	18	IS0818OM	
1/2"	13	1/2"	21,1	IS0808OG	20	IS0820OM	
1/2"	13	5/8"	23,1	IS0810OG	22	IS0822OM	
1/2"	13	3/4"	26,6	IS0812OG			
5/8"	16	5/8"	23,1	IS1010OG	22	IS1022OM	
5/8"	16	3/4"	26,6	IS1012OG			
3/4"	20	3/4"	26,6	IS1212OG	26	IS1212OM	
3/4"	20	1"	33,5	IS1216OG			
1"	25	1"	33,5	IS1616OG	30	IS1630OM	

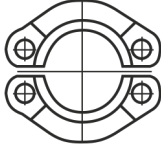
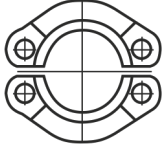

FLANGIA SAE J518 3000 PSI				 Flangia Dritta Pezzo Unico	 Flangia 90° Pezzo Unico	 Flangia 45° Pezzo Unico
ø Tubo Hose Bore		Flangia	ø mm	Codice	Codice	Codice
Pollici	DN					
1/2"	13	1/2"	30,2	IS0808FL	IS0808FL90	IS0808FL45
1/2"	13	5/8"	34	IS0810FL		
1/2"	13	3/4"	38,1	IS0812FL	IS0812FL90	IS0812FL45
5/8"	16	1/2"	30,2	IS1008FL	IS1008FL90	IS1008FL45
5/8"	16	5/8"	34	IS1010FL		
5/8"	16	3/4"	38,1	IS1012FL	IS1012FL90	IS1012FL45
3/4"	20	3/4"	38,1	IS1212FL	IS1212FL90	IS1212FL45
3/4"	20	1"	44,5	IS1216FL	IS1216FL90	IS1216FL45
1"	25	3/4"	38,1	IS1612FL	IS1612FL90	IS1612FL45
1"	25	1"	44,5	IS1616FL	IS1616FL90	IS1616FL45
1"	25	1"1/4	50,8	IS1620FL	IS1620FL90	IS1620FL45
1"1/4	32	1"	44,5	IS2016FL		
1"1/4	32	1"1/4	50,8	IS2020FL	IS2020FL90	IS2020FL45
1"1/4	32	1"1/2	60,3	IS2024FL	IS2024FL90	IS2024FL45
1"1/2	40	1"1/2	60,3	IS2424FL	IS2424FL90	IS2424FL45
1"1/2	40	2"	71,4	IS2432FL	IS2432FL90	IS2432FL45
2"	50	2"	71,4	IS3232FL	IS3232FL90	IS3232FL45
2"1/2	60	2"1/2	84,1	IS4040FL		

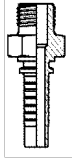
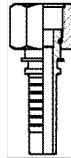
FLANGIA SAE J518 3000 PSI				 Flangia Dritta Saldata	 Flangia 90° Saldata	 Flangia 45° Saldata
Ø Tubo Hose Bore		Flangia	Ø mm	Codice	Codice	Codice
Pollici	DN					
1/2"	13	1/2"	30,2	IS0808FLS	IS0808FL90S	IS0808FL45S
1/2"	13	3/4"	38,1	IS0812FLS	IS0812FL90S	IS0812FL45S
5/8"	16	5/8"	34		IS1010FL90S	IS1010FL45S
3/4"	20	1/2"	38,1	IS1208FLS	IS1208FL90S	IS1208FL45S
3/4"	20	3/4"	44,5	IS1212FLS	IS1212FL90S	IS1212FL45S
3/4"	25	1"	38,1	IS1216FLS	IS1216FL90S	IS1216FL45S
1"	25	1"	44,5	IS1616FLS	IS1616FL90S	IS1616FL45S
1"	25	1"1/4	50,8	IS1620FLS	IS1620FL90S	IS1620FL45S
1"1/4	32	1"1/4	50,8	IS2020FLS	IS2020FL90S	IS2020FL45S
1"1/4	32	1"1/2	60,3	IS2024FLS	IS2024FL90S	IS2024FL45S
1"1/2	40	1"1/2	60,3	IS2424FLS	IS2424FL90S	IS2424FL45S
1"1/2	40	2"	71,4	IS2432FLS	IS2432FL90S	IS2432FL45S
2"	50	2"	71,4	IS3232FLS	IS3232FL90S	IS3232FL45S
2"	50	2"1/2	84,1	IS3240FLS	IS3240FL90S	IS3240FL45S
2"1/2	60	2"1/2	84,1		IS4040FL90S	IS4040FL45S

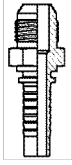
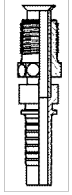
FLANGIA SAE J518 6000 PSI				 Flangia Dritta Pezzo Unico	 Flangia 90° Pezzo Unico	 Flangia 45° Pezzo Unico
ø Tubo Hose Bore		Flangia	ø mm	Codice	Codice	Codice
Pollici	DN					
1/2"	13	1/2"	30,2	IS0808FP	IS0808FP90	IS0808FP45
1/2"	13	3/4"	38,1	IS0812FP	IS0812FP90	IS0812FP45
5/8"	16	1/2"	30,2	IS1008FP	IS1008FP90	IS1008FP45
5/8"	16	3/4"	38,1	IS1012FP	IS1012FP90	IS1012FP45
3/4"	20	1/2"	31,7	IS1208FP		
3/4"	20	3/4"	38,1	IS1212FP	IS1212FP90	IS1212FP45
3/4"	20	1"	44,5	IS1216FP	IS1216FP90	IS1216FP45
1"	25	3/4"	38,1	IS1612FP	IS1612FP90	IS1612FP45
1"	25	1"	44,5	IS1616FP	IS1616FP90	IS1616FP45
1"	25	1"1/4	50,8	IS1620FP	IS1620FP90	IS1620FP45
1"1/4	32	1"	44,5	IS2016FP	IS2016FP90	IS2016FP45
1"1/4	32	1"1/4	50,8	IS2020FP	IS2020FP90	IS2020FP45
1"1/4	32	1"1/2	60,3	IS2024FP	IS2024FP90	IS2024FP45
1"1/2	40	1"1/2	60,3	IS2424FP	IS2424FP90	IS2424FP45
1"1/2	40	2"	71,4	IS2432FP	IS2432FP90	IS2432FP45
2"	50	2"	71,4	IS3232FP	IS3232FP90	IS3232FP45

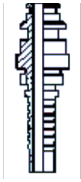
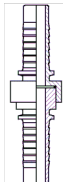
FLANGIA SAE J518 6000 PSI				 Flangia Dritta Saldata	 Flangia 90° Saldata	 Flangia 45° Saldata
ø Tubo Hose Bore		Flangia	ø mm	Codice	Codice	Codice
Pollici	DN					
1/2"	13	1/2"	31,7	IS0808FPS	IS0808FP90S	IS0808FP45S
1/2"	13	3/4"	41,3	IS0812FPS	IS0812FP90S	IS0812FP45S
3/4"	20	3/4"	41,3	IS1212FPS	IS1212FP90S	IS1212FP45S
3/4"	20	1"	47,6	IS1216FPS	IS1216FP90S	IS1216FP45S
1"	25	1"	47,6	IS1616FPS	IS1616FP90S	IS1616FP45S
1"	25	1"1/4	54	IS1620FPS	IS1620FP90S	IS1620FP45S
1"1/4	32	1"1/4	54	IS2020FPS	IS2020FP90S	IS2020FP45S
1"1/4	32	1"1/2	63,5	IS2024FPS	IS2024FP90S	IS2024FP45S
1"1/2	40	1"1/2	63,5	IS2424FPS	IS2424FP90S	IS2424FP45S
1"1/2	40	2"	79,4	IS2432FPS	IS2432FP90S	IS2432FP45S
2"	50	2"	79,4	IS3232FPS	IS3232FP90S	IS3232FP45S

FLANGIA SUPERCAT				 Flangia Dritta SUPERCAT Pezzo Unico	 Flangia 90° SUPERCAT Pezzo Unico	 Flangia 45° SUPERCAT Pezzo Unico
ø Tubo Hose Bore		Flangia	ø mm			
Pollici	DN					
3/4"	20	3/4"	41,3	IS1212FC	IS1212FC90	IS1212FC45
3/4"	20	1"	47,6	IS1216FC	IS1216FC90	IS1216FC45
1"	25	1"	47,6	IS1616FC	IS1616FC90	IS1616FC45
1"	25	1"1/4	54	IS1620FC	IS1620FC90	IS1620FC45
1"1/4	32	1"1/4	54	IS2020FC	IS2020FC90	IS2020FC45
1"1/4	32	1"1/2	63,5	IS2024FC	IS2024FC90	IS2024FC45
1"1/2	40	1"1/2	63,5	IS2424FC	IS2424FC90	IS2424FC45

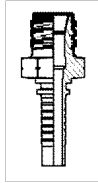
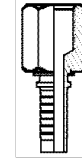
COPPIE SEMIFLANGE +OR	 <p>Coppia Semiflange SAE 3000</p>	 <p>Coppia Semiflange SAE 6000</p>	 <p>O-Ring Piatto Specifico per Flange</p>
Flangia	Codice	Codice	Codice
1/2"	13SL08	13SP08	ORP-08
3/4"	13SL12	13SP12	ORP-12
1"	13SL16	13SP16	ORP-16
1.1/4"	13SL20	13SP20	ORP-20
1.1/2"	13SL24	13SP24	ORP-24
2"	13SL32	13SP32	ORP-32

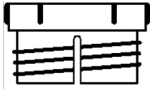


RACCORDI PER ESTINTORI			 Maschio per Estintori	 Femmina per Estintori
ø Tubo Hose Bore		Filetto	Codice	Codice
Pollici	DN			
3/8"	10	21,7	IS0621MGSP	IS0621FGSP
1/2"	13	21,7	IS0821MGSP	IS0821FGSP

MASCHI PER IMPIANTI FRENANTI				 Maschio Metrico Fisso 60°	 Maschio Metrico Girevole
∅ Tubo Hose Bore		Filetto	∅ Tub.	Codice	Codice
Pollici	DN				
1/4"	4	1/4"		IS04MMG04	
3/8"	10	3/8"		IS06MMG06	
1/4"	6	M12-1	6		IS04MGIR12C
1/4"	6	M12-1,25		IS04MMG12D	
1/4"	6	M12-1,5		IS04MMG12A	
1/4"	6	M16-1,5	6		IS04MGIR16A
5/16"	8	M14-1,5		IS05MMG14A	
5/16"	8	M16-1,5		IS05MMG16A	IS05MGIR16A
5/16"	8	M18-1,5			IS05MGIR18A
3/8"	10	M16-1,5		IS06MMG16A	
3/8"	10	M18-1,5	10		IS06MGIR18A
3/8"	10	M20-1,5		IS06MMG20A	
3/8"	10	M22-1,5	14		IS06MGIR22A
1/2"	13	M20-1,5	12	IS08MMG20A	
1/2"	13	M22-1,5	14	IS08MMG22A	IS08MGIR22A
5/8"	16	M30-1,5	14		IS10MGIR30A
3/4"	20	M30-1,5	20		IS12MGIR30A

FILETTO GAS		 Maschio STECK-O	GIUNZIONE TUBO - TUBO				 Giunzione Tubo-Tubo
∅ Tubo Hose Bore			∅ Tubo Hose Bore		∅ Tubolare Hose Bore		
Pollici	DN	Codice	Pollici	DN	Pollici	DN	Codice
3/8"	10	IS06STKO	3/16"	4	3/16"	4	IS03IS
1/2"	13	IS08STKO	1/4"	6	1/4"	12	IS04IS
5/8"	16	IS10STKO	5/16"	8	5/16"	8	IS05IS
3/4"	20	IS12STKO	3/8"	10	3/8"	16	IS06IS
1"	25	IS16STKO	1/2"	13	1/2"	12	IS08IS
1.1/4"	32	IS20STKO	5/8"	16	5/8"	22	IS10IS
			3/4"	20	3/4"	18	IS12IS
			1"	25	1"	30	IS16IS
			1.1/4"	32	1.1/4"	30	IS20IS

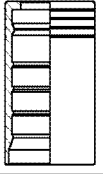
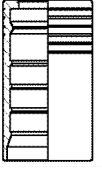
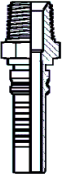
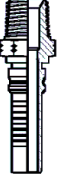
RACCORDI PER INGRASSATORI		Filetto	Codice	Codice
Ø Tubo Hose Bore				
Pollici	DN			
3/16"	4	M10X1		IS0310CFING
3/16"	4	M16X2	IS0316BMING	
1/4"	6	M10X1		IS0410CFING
1/4"	6	M16X2	IS0416BMING	
5/16"	8	M10X1		IS0510CFING
5/16"	8	M16X2	IS0516BMING	

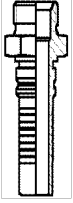
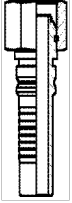
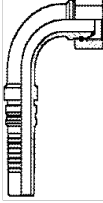
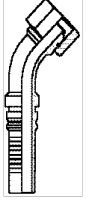

**Maschio Metrico
per Ingrassatori**

**Femmina Fissa
Metrica per
Ingrassatori**

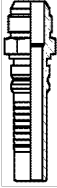
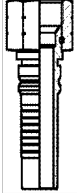
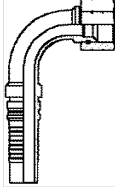
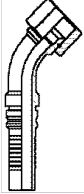
TAPPI IN PLASTICA PER RACCORDI		 Tappo Maschio	 Tappo Femmina	 Tappo Flangia
Filetto	Flangia	Codice	Codice	Codice
1/4"		TPM04	TPF04	
3/8"		TPM06	TPF06	
1/2"		TPM08	TPF08	
3/4"		TPM12	TPF12	
1"		TPM16	TPF16	
1.1/4"		TPM20	TPF20	
1.1/2"		TPM24	TPF24	
2"		TPM32	TPF32	
1/2"	SAE300			TPFL08
3/4"	SAE300			TPFL12
1"	SAE300			TPFL16
1.1/4"	SAE300			TPFL20
1.1/2"	SAE300			TPFL24
2"	SAE300			TPFL32
1/2"	SAE6000			TPFP08
3/4"	SAE6000			TPFP12
1"	SAE6000			TPFP16
1.1/4"	SAE6000			TPFP20
1.1/2"	SAE6000			TPFP24
2"	SAE6000			TPFP32

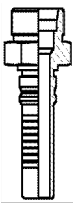
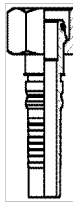
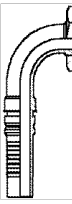
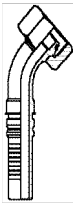
BOCCOLE E RACCORDI A PRESSARE INTERLOCK

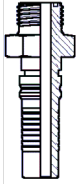
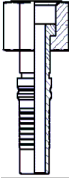
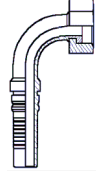
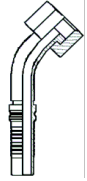
Via T. Zaniboni, 29 – 46019 Viadana (MN) – Z. I. Gerbolina
Tel. 0375-785148 Fax 0375-784323 – E-mail: info@flexpo.it
Reg. Imp. Mantova/C.F./P.IVA 02181440203 - N°R.E.A. 231008 – Cap.Soc. 10.000,00 i.v.

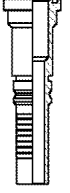
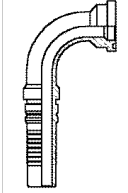
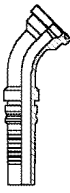
BOCCOLE		 Boccola Interlock Tubo 4SH	 Boccola Interlock Tubo R13/R15	FILETTO GAS			 Maschio Gas Conico Sv.60°	 Maschio NPTF SV.60°
∅ Tubo Hose Bore				∅ Tubo Hose Bore				
Pollici	DN	Codice	Codice	Pollici	DN	Filetto	Codice	Codice
3/8"	10		BIR13-06					
1/2"	13		BIR13-08					
3/4"	20	BI4SH-12	BIR13-12	3/4"	20	3/4"-14	II1212MGC	II1212NPT
1"	25	BI4SH-16	BIR13-16	1"	25	1"-11	II1616MGC	II1616NPT
1.1/4"	32	BI4SH-20	BIR13-20	1.1/4"	32	1.1/4"-11	II2020MGC	II2020NPT
1.1/2"	40	BI4SH-24	BIR13-24	1.1/2"	40	1.1/2"-11	II2424MGC	II2424NPT
2"	50	BI4SH-32	BIR13-32	2"	50	2"-11	II3232MGC	II3232NPT

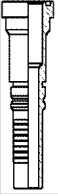
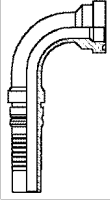
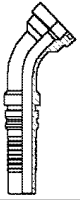
FILETTO GAS			 Maschio Gas Parallelo 60°	 Femmina Gas 60° Dado Spinato	 Femmina 90° Gas 60° Dado Spinato Pezzo Unico	 Femmina 45° Gas 60° Dado Spinato Pezzo Unico
∅ Tubo Hose Bore		Filetto	Codice	Codice	Codice	Codice
Pollici	DN					
3/8"	10	3/8"-19		II0606FGDS		
1/2"	13	1/2"-14		II0808FGDS	II0808FGDS90	
3/4"	20	3/4"-14	II1212MG	II1212FGDS	II1212FGDS90	II1212FGDS45
1"	25	1"-11	II1616MG	II1616FGDS	II1616FGDS90	II1616FGDS45
1"	25	1.1/4"-11			II1620FGDS90	II1620FGDS45
1.1/4"	32	1.1/4"-11	II2020MG	II2020FGDS	II2020FGDS90	II2020FGDS45
1.1/2"	40	1.1/2"-11	II2424MG	II2424FGDS	II2424FGDS90	II2424FGDS45
2"	50	2"-11	II3232MG	II3232FGDS	II3232FGDS90	II3232FGDS45

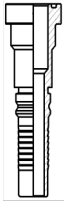
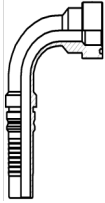
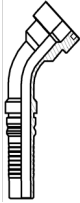
FILETTO UNF-JIC			 Maschio JIC 74°	 Femmina JIC 74° Dado Spinato	 Curva 90° JIC 74° Dado Spinato Pezzo Unico	 Curva 45° JIC 74° Dado Spinato Pezzo Unico
Ø Tubo Hose Bore		Filetto	Codice	Codice	Codice	Codice
Pollici	DN					
3/4"	20	1.1/16"-12	II1212MI	II1212FIDS	II1212FIDS90	II1212FIDS45
3/4"	20	1.5/16"-12	II1216MI	II1216FIDS	II1216FIDS90	II1216FIDS45
1"	25	1.5/16"-12	II1616MI	II1616FIDS	II1616FIDS90	II1616FIDS45
1"	25	1.5/8"-12	II1620MI	II1620FIDS	II1620FIDS90	II1620FIDS45
1.1/4"	32	1.5/8"-12	II2020MI	II2020FIDS	II2020FIDS90	II2020FIDS45
1.1/2"	40	1.7/8"-12	II2424MI	II2424FIDS	II2424FIDS90	II2424FIDS45
2"	50	2.1/2"-12	II3232MI	II3232FIDS	II3232FIDS90	II3232FIDS45

FILETTO METRICO 24°				 Maschio Metrico 24°	 Femmina Metrica 24° Dado Libero	 Curva 90° Metrica 24° Dado Libero Pezzo Unico	 Curva 45° Metrica 24° Dado Libero Pezzo Unico
Ø Tubo Hose Bore		Filetto	Erm.	Codice	Codice	Codice	Codice
Pollici	DN						
3/4"	20	1.1/16"-12	20	II12MM20S	II12FOS20S	II12FOS20S90	II12FOS20S45
3/4"	20	1.5/16"-12	25	II12MM25S	II12FOS25S	II12FOS25S90	II12FOS25S45
1"	25	1.5/16"-12	25	II16MM25S	II16FOS25S	II16FOS25S90	II16FOS25S45
1"	25	1.5/8"-12	30	II16MM30S	II16FOS30S	II16FOS30S90	II16FOS30S45
1.1/4"	32	1.5/8"-12	38	II20MM38S	II20FOS38S	II20FOS38S90	II20FOS38S45
1.1/2"	40	1.7/8"-12	38	II24MM38S	II24FOS38S	II24FOS38S90	II24FOS38S45

FILETTO O.R.F.S			 Maschio O.R.F.S.	 Femmina O.R.F.S.	 Curva 90° O.R.F.S. Pezzo Unico	 Curva 45° O.R.F.S. Pezzo Unico
Ø Tubo Hose Bore		Filetto	Codice	Codice	Codice	Codice
Pollici	DN					
5/8"	16	1.3/16"-12	II1012MORFS	II1012ORFS	II1012ORFS90	II1012ORFS45
3/4"	20	1.3/16"-12	II1212MORFS	II1212ORFS	II1212ORFS90	II1212ORFS45
3/4"	20	1.7/16"-12	II1216MORFS	II1216ORFS	II1216ORFS90	II1216ORFS45
1"	25	1.7/16"-12	II1616MORFS	II1616ORFS	II1616ORFS90	II1616ORFS45
1.1/4"	32	1.11/16"-12	II2020MORFS	II2020ORFS	II2020ORFS90	II2020ORFS45

FLANGIA SAE J518 3000 PSI				 Flangia Dritta SAE 3000 Pezzo Unico	 Flange 90° SAE 3000 Pezzo Unico	 Flangia 45° SAE 3000 Pezzo Unico
∅ Tubo Hose Bore		Filetto	Erm.	Codice	Codice	Codice
Pollici	DN					
3/4"	20	3/4"	38,1	II1212FL	II1212FL90	II1212FL45
3/4"	20	1"	44,5	II1216FL	II1216FL90	II1216FL45
1"	25	3/4"	38,1	II1612FL	II1612FL90	II1612FL45
1"	25	1"	44,5	II1616FL	II1616FL90	II1616FL45
1"	25	1.1/4"	50,8	II1620FL	II1620FL90	II1620FL45
1.1/4"	32	1.1/4"	50,8	II2020FL	II2020FL90	II2020FL45
1.1/4"	32	1.1/2"	60,3	II2024FL	II2024FL90	II2024FL45
1.1/2"	40	1.1/2"	60,3	II2424FL	II2424FL90	II2424FL45
1.1/2"	40	2"	71,4	II2432FL	II2432FL90	II2432FL45
2"	50	2"	71,4	II3232FL	II3232FL90	II3232FL45

FLANGIA SAE J518 6000 PSI				 Flangia Dritta SAE 6000 Pezzo Unico	 Flange 90° SAE 6000 Pezzo Unico	 Flangia 45° SAE 6000 Pezzo Unico
ø Tubo Hose Bore		Filetto	Erm.			
Pollici	DN					
3/4"	20	3/4"	41,3	II1212FP	II1212FP90	II1212FP45
3/4"	20	1"	47,6	II1216FP	II1216FP90	II1216FP45
1"	25	3/4"	41,3	II1612FP	II1612FP90	II1612FP45
1"	25	1"	47,6	II1616FP	II1616FP90	II1616FP45
1"	25	1.1/4"	54	II1620FP	II1620FP90	II1620FP45
1.1/4"	32	1"	47,6	II2016FP	II2016FP90	II2016FP45
1.1/4"	32	1.1/4"	54	II2020FP	II2020FP90	II2020FP45
1.1/4"	32	1.1/2"	63,5	II2024FP	II2024FP90	II2024FP45
1.1/2"	40	1.1/2"	63,5	II2424FP	II2424FP90	II2424FP45
1.1/2"	40	2"	79,4	II2432FP	II2432FP90	II2432FP45
2"	50	2"	79,4	II3232FP	II3232FP90	II3232FP45

FLANGIA SAE J518 6000 PSI				 Flangia Dritta SUPERCAT Pezzo Unico	 Flangia 90° SUPERCAT Pezzo Unico	 Flangia 45° SUPERCAT Pezzo Unico
∅ Tubo Hose Bore		Filetto	Erm.	Codice	Codice	Codice
Pollici	DN					
3/4"	20	3/4"	41,3	II1212FC	II1212FC90	II1212FC45
3/4"	20	1"	47,6	II1216FC	II1216FC90	II1216FC45
1"	25	1"	47,6	II1616FC	II1616FC90	II1616FC45
1"	25	1.1/4"	54	II1620FC	II1620FC90	II1620FC45
1.1/4"	32	1.1/4"	54	II2020FC	II2020FC90	II2020FC45
1.1/4"	32	1.1/2"	63,5	II2024FC	II2024FC90	II2024FC45

MICROTUBO

Via T. Zaniboni, 29 – 46019 Viadana (MN) – Z. I. Gerbolina
Tel. 0375-785148 Fax 0375-784323 – E-mail: info@flexpo.it www.flexpo.it
Reg. Imp. Mantova/C.F./P.IVA 02181440203 - N°R.E.A. 231008 – Cap.Soc. 10.000,00 i.v.

MICROTUBO MICRO HOSE



Applicazione

Utilizzato nei collegamenti ai manometri, pressostati e trasduttori, nella microidraulica, ecc...

Costruzione

-Sottostrato: Hytrel elastomero termoplastico poliestere con elevato grado di compatibilita' chimica.

-Rinforzo: 1 treccia di Kevlar.

-Copertura: Poliuretano termoplastico, microforato con ottime caratteristiche di resistenza all'abrasione.

Specifica di Riferimento

Nessuna

Temperatura di Esercizio

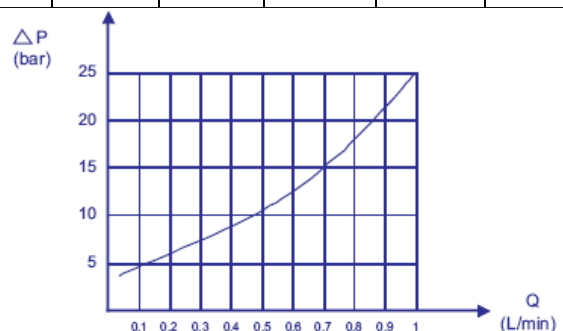
-40°C/+100°C (con picchi di 120°C)

Codice	Dimensioni IDxOD (mm)	Diam. Nom. (Inc.)	Dash	Diametro Int. (mm)		Diametro Est. (mm)		Scoppio (Bar)	Pressione Esercizio (Bar)	Raggio Curvat. Min. (mm)	Peso (KgxMt)
				Min.	Max.	Min.	Max.				
Part Number	Dimensioni IDxOD (mm)	Diam. Size (Inc.)	Dash	Hose I.D. (mm)		Hose O.D. (mm)		Burst (Bar)	Working Pressure (Bar)	Min. Bend. Radius (mm)	Weight (KgxMt)
				Min.	Max.	Min.	Max.				
TMT-01	2,0 x 5,0			1,90	2,10	4,90	5,10	890	630		

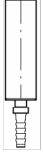
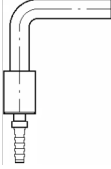
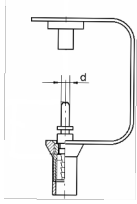
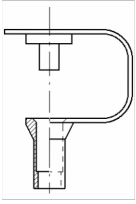
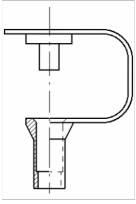
PERDITA DI CARICO - PRESSURE DROP


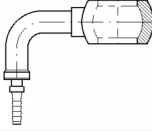
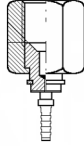
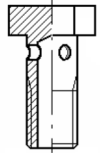
In un tubo lungo un metro con olio minerale con viscosità = 35 mm/sec

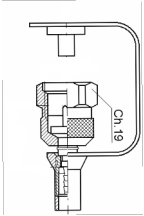
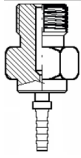
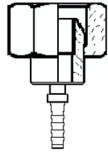
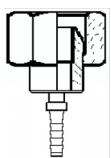
In a 1-meter-long with mineral oil having viscosity = 35 mm/sec

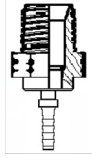
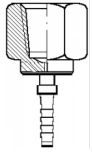
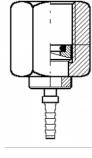
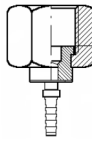


RACCORDI PER MICROTUBI				Raccordo a Codolo Con Dado	Raccordo a Codolo 24° con OR <small>Secondo DIN 3865</small>	Raccordo Codolo con Dado a 90° <small>Secondo DIN 2353</small>	Raccordo a 90° a Codolo 24° <small>Secondo DIN 3865</small>
				Ø Tubo Hose Bore		Filetto	Erm.
Int.	Est.			Codice	Codice		
2	5	M12X1,5	6L	RMB02FEL06L	RMB02FEO06L	RMB02FEL06L90	RMB02FEO06L90
2	5	M14X1,5	6S	RMB02FEL06S	RMB02FEO06S	RMB02FEL06S90	RMB02FEO06S90
2	5	M14X1,5	8L	RMB02FEL08L	RMB02FEO08L	RMB02FEL08L90	RMB02FEO08L90
2	5	M16X1,5	8S	RMB02FEL08S	RMB02FEO08S	RMB02FEL08S90	RMB02FEO08S90
2	5	M16X1,5	10L		RMB02FEO10L		RMB02FEO10L90
2	5	M18X1,5	10S		RMB02FEO10S		RMB02FEO10S90

RACCORDI PER MICROTUBI			Raccordo A Codolo	Raccordo Codolo a 90°	Innesto a Baionetta	RACCORDI PER MICROTUBI	Cappuccio Parapolvere
∅ Tubo Hose Bore		D.					
Int.	Est.		Codice	Codice	Codice	Per	Codice
2	2	3,3			RMB0233BAIO		
2	5	4	RMB0204ET	RMB0204ET90		Innesto a Baionetta	RMB02BAIO
2	5	6	RMB0206ET	RMB0206ET90		Raccordo Avvitabile	RMB02FAV
2	5	8	RMB0208ET	RMB0208ET90			


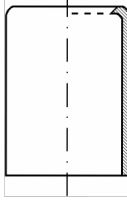
RACCORDI PER MICROTUBI			Raccordo Occhio Dritto Secondo DIN 7642 	Raccordo Occhio a 90° Secondo DIN 7642 	RACCORDI PER MICROTUBI	Femmina Girevole JIC 37° Secondo SAE J514 	RACCORDI PER MICROTUBI	Vite Cava Secondo DIN 7643 
Int.	Est.	Filetto	Codice	Codice	Filetto	Codice	Filetto	Codice
			2	2	8	RMB0208OM	RMB0208OM90	7/16"-20 UNF
2	5	10	RMB0210OM	RMB0210OM90	1/2"-20 UNF	RMB0205FI	M10X1	RMBVF10C
2	5	1/8"	RMB0202OG	RMB0202OG90			ISO 228 G1/8"	RMBVF02

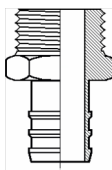
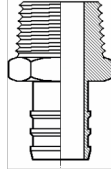
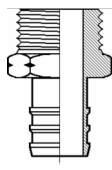
RACCORDI PER MICROTUBI			Raccordo Avvitabile	RACCORDI PER MICROTUBI	Raccordo Maschio Fisso	Raccordo Femmina Gas Girevole 60°	Raccordo Femmina Metrica Girevole 60°
Ø Tubo Hose Bore		Filetto					
Int.	Est.		Codice	Filetto	Codice	Codice	Codice
2	5	M16x1,5	RMB0216FAV	ISO228G1/8"	RMB0202MG	RMB0202FG	
2	5	M16x2	RMB0216BFAV	ISO228G1/4"	RMB0204MG	RMB0204FG	
2	5			M14X1,5			RMB02FW14A

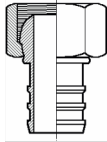
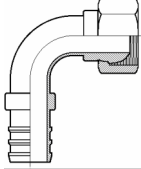
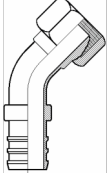
RACCORDI PER MICROTUBI			Raccordo Maschio Fisso NPT	Raccordo Manometro Secondo ANSI/ASME B1.20.1	RACCORDI PER MICROTUBI	Raccordo Manometro Secondo DIN 16288	Raccordo Manometro
Ø Tubo Hose Bore		Filetto					
Int.	Est.		Codice	Codice	Filetto	Codice	Codice
2	5	18"-27 NPTF	RMB0202NPT		ISO 228 G1/4"	RMB0204MAN	
2	5	1/4"-18		RMB0204NMAN	ISO 228 G1/2"	RMB0208MAN	
2	5				M14X1		RMB0214CMAN

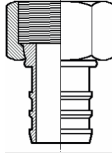
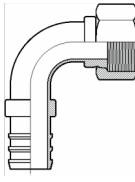
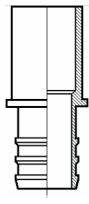
BOCCOLE E RACCORDI PER BASSA PRESSIONE

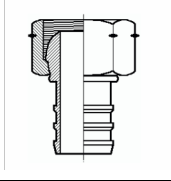
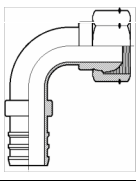
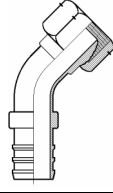
Via T. Zaniboni, 29 – 46019 Viadana (MN) – Z. I. Gerbolina
Tel. 0375-785148 Fax 0375-784323 – E-mail: info@flexpo.it www.flexpo.it
Reg. Imp. Mantova/C.F./P.IVA 02181440203 - N°R.E.A. 231008 – Cap.Soc. 10.000,00 i.v.

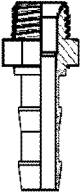
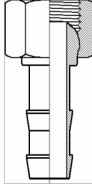
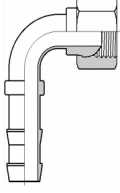
BOCCOLE IN ACCIAIO					BOCCOLE IN ACCIAIO	BOCCOLE IN ALLUMINIO					BOCCOLE IN ALLUMINIO
∅ Int. mm	∅ Est. mm	H	F	Cod.		∅ Int. Ins. mm	∅ Est. Outs. mm	H	F	Cod.	
17	20	31	16	BAC1720		11	13	19	8	BAL1113	
21	24	31	16	BAC2124		12	14	20	8	BAL1214	
21	25	31	16	BAC2225		13	15	21	9	BAL1315	
24	27	31	18	BAC2427		14	16	21	9	BAL1416	
27	30	34	20	BAC2730		15	17	23	11	BAL1517	
29	32	35	21	BAC2932		16	18	23	12	BAL1618	
32	35	36	22	BAC3235		17	19	23	12	BAL1719	
35	38	36	27	BAC3538		18	20	25	12	BAL1820	
37	40	38	28	BAC3740		19	21	25	15	BAL1921	
39	42	40	29	BAC3942		20	22	28	15	BAL2022	
42	45	42	30	BAC4245		21	23	28	15	BAL2123	
46	50	46	34	BAC4650		22	24	30	15	BAL2224	
48	52	46	35	BAC4852		23	25	30	15	BAL2325	
51	55	48	42	BAC5155		24	26	35	15	BAL2426	
56	60	50	43	BAC5660		26	28	35	20	BAL2628	
61	65	51	44	BAC6165		27	29	35	20	BAL2729	
65	70	54	53	BAC6570		28	30	35	20	BAL2830	
70	75	56	55	BAC7075		30	32	35	21	BAL3032	
77	82	64	65	BAC7782		32	34	35	26	BAL3234	
80	85	64	68	BAC8085		34	36	38	27	BAL3436	
85	90	63	66	BAC8590		36	38	40	29	BAL3638	
95	100	68	79	BAC95100		38	40	40	29	BAL3840	
100	105	76	84	BAC100105		42	45	40	32	BAL4245	

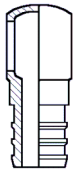
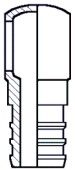
FILETTO MASCHIO			Maschio Gas Cilindrico	Maschio Gas Conico	FILETTO MASCHIO	Maschio Metrico
Ø Tubo Hose Bore		Filetto			Filetto	
Pollici	DN		Codice	Codice		Codice
1/4"	6	1/8"-28	IB0402MG		M14-1,5	IB04MW14A
1/4"	6	1/4"-19	IB0404MG	IB0404MGC		
5/16"	8	1/4"-19	IB0504MG		M14-1,5	IB05MW14A
5/16"	8	3/8"-19	IB0506MG		M16-1,5	IB05MW16A
3/8"	10	1/4"-19	IB0604MG		M14-1,5	IB06MW14A
3/8"	10	3/8"-19	IB0606MG	IB0606MGC	M18-1,5	IB06MW18A
3/8"	10	1/2"-14	IB0608MG	IB0608MGC		
1/2"	13	3/8"-19	IB0806MG		M18-1,5	IB08MW18A
1/2"	13	1/2"-14	IB0808MG	IB0808MGC	M20-1,5	IB08MW20A
1/2"	13				M22-1,5	IB08MW22A
5/8"	16	3/8"-19	IB1006MG	IB1006MGC	M18-1,5	IB10MW18A
5/8"	16	1/2"-14	IB1008MG	IB1008MGC	M26-1,5	IB10MW26A
5/8"	16	3/4"-14	IB1012MG	IB1012MGC		
3/4"	20	1/2"-14	IB1208MG		M26-1,5	IB12MW26A
3/4"	20	3/4"-14	IB1212MG	IB1212MGC	M30-1,5	IB12MW30A
3/4"	20	1"-11	IB1216MG			
1"	25	3/4"-14	IB1612MG		M36-1,5	IB16MW36A
1"	25	1"-11	IB1616MG	IB1616MGC		
1"	25	1.1/4"-11	IB1620MG	IB1620MGC		
1.1/4"	32	3/4"-14	IB2012MG			
1.1/4"	32	1"-11	IB2016MG			
1.1/4"	32	1.1/4"-11	IB2020MG	IB2020MGC		
1.1/2"	40	1.1/4"-11	IB2420MG			
1.1/2"	40	1.1/2"-11	IB2424MG	IB2424MGC		
2"	50	2"-11	IB3232MG	IB3232MGC		
2.1/2"	60	2.1/2"-11	IB4040MG			

FILETTO GAS			 Femmina Gas	 Femmina Gas 90°	 Femmina Gas 45°
ø Tubo Hose Bore		Filetto	Codice	Codice	Codice
Pollici	DN				
3/16"	4	1/8"-28	IB0302FG		
1/4"	6	1/8"-28	IB0402FG		
1/4"	6	1/4"-19	IB0404FG	IB0404FG90	IB0404FG45
5/16"	8	1/4"-19	IB0504FG	IB0504FG90	
5/16"	8	3/8"-19	IB0506FG	IB0506FG90	IB0506FG45
3/8"	10	3/8"-19	IB0606FG	IB0606FG90	IB0606FG45
3/8"	10	1/2"-14	IB0608FG	IB0608FG90	IB0608FG45
1/2"	13	3/8"-19	IB0806FG	IB0806FG90	IB0806FG45
1/2"	13	1/2"-14	IB0808FG	IB0808FG90	IB0808FG45
1/2"	13	3/4"-14		IB0812FG90	
5/8"	16	1/2"-14	IB1008FG	IB1008FG90	
5/8"	16	3/4"-14	IB1012FG	IB1012FG90	IB1012FG45
3/4"	20	3/4"-14	IB1212FG	IB1212FG90	IB1212FG45
3/4"	20	1"-11	IB1216FG	IB1216FG90	IB1216FG45
1"	25	3/4"-14		IB1612FG90	
1"	25	1"-11	IB1616FG	IB1616FG90	IB1616FG45
1"	25	1.1/4"-11		IB1620FG90	
1.1/4"	32	1.1/4"-11	IB2020FG	IB2020FG90	IB2020FG45
1.1/4"	32	1.1/2"-11	IB2024FG	IB2024FG90	
1.1/2"	40	1.1/2"-11	IB2424FG	IB2424FG90	IB2424FG45
2"	50	2"-11	IB3232FG	IB3232FG90	IB3232FG45
2.1/2"	60	2.1/2"-11	IB4040FG	IB4040FG90	
3"	80	3"-11	IB4848FG		

FILETTO FEMMINA		Femmina Gas Sede Piana	Femmina Gas 90° Sede Piana	ESTREMITA' TUBOLARE	Estremità Tubolare Dritta	
ø Tubo Hose Bore Filetto				ø Tubolare 		
Pollici	DN	Codice	Codice		Codice	
1/4"	6			8	IB0408ET	
1/4"	6	1/4"-19	IB0404FGSP	10	IB0410ET	
5/16"	8	1/4"-19	IB0504FGSP	8	IB0508ET	
5/16"	8			10	IB0510ET	
5/16"	8	3/8"-19	IB0506FGSP	12	IB0512ET	
3/8"	10	3/8"-19	IB0606FGSP	12	IB0612ET	
3/8"	10	1/2"-14	IB0608FGSP	14	IB0614ET	
1/2"	13	1/2"-14	IB0808FGSP	IB0808FGSP90	15	IB0815ET
1/2"	13	3/4"-14		IB0812FGSP90	16	IB0816ET
5/8"	16	3/4"-14	IB1012FGSP	18	IB1018ET	
5/8"	16			20	IB1020ET	
3/4"	20	3/4"-14	IB1212FGSP	IB1212FGSP90	22	IB1222ET
3/4"	20	1"-11	IB1216FGSP	IB1216FGSP90	25	IB1225ET
1"	25	1"-11	IB1616FGSP			
1.1/4"	32	1.1/4"-11	IB2020FGSP			
1.1/2"	40	1.1/2"-11	IB2424FGSP			
2"	50	2"-11	IB3232FGSP			

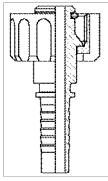
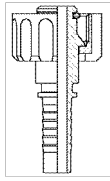
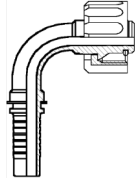
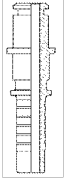
FILETTO METRICO			Femmina Metrica	Femmina 90 Metrica	Femmina Metrica 45°
ø Tubo Hose Bore		Filetto			
Pollici	DN		Codice	Codice	Codice
3/16"	4	M10X1	IB03FW10C		
3/16"	4	M12X1,5	IB03FW12A		
1/4"	6	M12X1,5	IB04FW12A		
1/4"	6	M14X1,5	IB04FW14A	IB04FW14A90	IB04FW14A45
5/16"	8	M14X1,5	IB05FW14A		
5/16"	8	M16X1,5	IB05FW16A	IB05FW16A90	IB05FW16A45
3/8"	10	M18X1,5	IB06FW18A	IB06FW18A90	IB06FW18A45
1/2"	13	M18X1,5	IB08FW18A	IB08FW18A90	IB08FW18A45
1/2"	13	M20X1,5	IB08FW20A	IB08FW20A90	IB08FW20A45
1/2"	13	M22X1,5	IB08FW22A	IB08FW22A90	IB08FW22A45
5/8"	16	M22X1,5	IB10FW22A		
5/8"	16	M26X1,5	IB10FW26A	IB10FW26A90	IB10FW26A45
3/4"	20	M26X1,5	IB12FW26A	IB12FW26A90	IB12FW26A45
3/4"	20	M30X1,5	IB12FW30A	IB12FW30A90	IB12FW30A45

FILETTO GAS			 Portagomma Maschio Gas Conico per Fascette	 Portagomma Femmina Gas per Fascette	 Portagomma Femmina 90° Gas per Fascette
Ø Tubo Hose Bore		Filetto	Codice	Codice	Codice
Pollici	DN				
3/8"	10	3/8"-19	IP0606MGC	IP0606FG	IP0606FG90
1/2"	13	1/2"-14	IP0808MGC	IP0808FG	IP0808FG90
5/8"	16	3/4"-14		IP1012FG	
3/4"	20	3/4"-14	IP1212MGC	IP1212FG	IP1212FG90
1"	25	1"-11	IP1616MGC	IP1616FG	IP1616FG90
1.1/4"	32	1.1/4"-11	IP2020MGC	IP2020FG	IP2020FG90
1.1/2"	40	1.1/2"-11	IP2424MGC	IP2424FG	IP2424FG90
2"	50	2"-11	IP3232MGC	IP3232FG	IP3232FG90

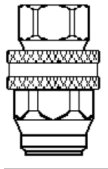
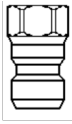
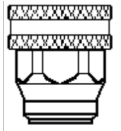
OCCHIO PER VITE GAS				 Occhio Gas Pezzo Unico		OCCHIO PER VITE METRICA		 Occhio Metrico Pezzo Unico	
ø Tubo Hose Bore		ø Occhio							
Pollici Inch.	DN	Inch.	mm.	Codice		ø OCCHIO	Codice		
3/16"	4					M8-1		IB0304OM	
1/4"	6	1/4"	13,3	IB0404OG		M12-1,5		IB0412OM	
1/4"	6	3/8"	16,8	IB0406OG		M14-1,5		IB0414OM	
5/16"	8	1/4"	13,3	IB0504OG		M12-1,5		IB0512OM	
5/16"	8	3/8"	16,8	IB0506OG		M14-1,5		IB0514OM	
3/8"	10	1/4"	13,3	IB0604OG		M16-1,5		IB0616OM	
3/8"	10	3/8"	16,8	IB0606OG		M18-1,5		IB0618OM	
3/8"	10	1/2"	21,1	IB0608OG					
1/2"	13	3/8"	16,8	IB0806OG		M18-1,5		IB0818OM	
1/2"	13	1/2"	21,1	IB0808OG		M22X1,5		IB0822OM	
5/8"	16	3/8"	23,1	IB1006OG		M18-1,5		IB1018OM	
5/8"	16	1/2"	21,1	IB1008OG		M26-1,5		IB1026OM	
5/8"	16	3/4"	26,6	IB1012OG					
3/4"	20	3/4"	26,6	IB1212OG		M26-1,5		IB1226OM	
3/4"	20	1"	33,5	IB1216OG					
1"	25	3/4"	26,6	IB1612OG		M30-1,5		IB1630OM	
1"	25	1"	33,5	IB1616OG					



RACCORDI E ADATTATORI IDROPULITRICI

Via T. Zaniboni, 29 – 46019 Viadana (MN) – Z. I. Gerbolina
Tel. 0375-785148 Fax 0375-784323 – E-mail: info@flexpo.it www.flexpo.it
Reg. Imp. Mantova/C.F./P.IVA 02181440203 - N°R.E.A. 231008 – Cap.Soc. 10.000,00 i.v.

RACCORDI TIPO "KARCHER"				Femmina Idropulitrice	Femmina Idropulitrice	Curva 90° Idropulitrice	Maschio per Pistola
∅ Tubo Hose Bore		Filetto	Erm.				
Pollici	DN			Codice	Codice	Codice	Codice
1/4"	6	M22X1,5	14	IS04K14			
5/16"	8	M22X1,5	14	IS05K14			
3/8"	10	M22X1,5	14	IS06K14			
1/4"	6	M22X1,5	15		IS04K15	IS04K1590	
5/16"	8	M22X1,5	15		IS05K15	IS05K1590	
1/4"	6		10				IS04IR10
5/16"	8		10				IS05IR10

FILETTO GAS/METRICO		Attacco Rapido Girevole+Femm. Gas	Attacco Rapido Girevole+Mas. Gas	Niplo Ottone Metrico/Gas
FILETTO A	FILETTO B	Codice	Codice	Codice
1/4"	M22X1,5	FFK14-04	MFK14-04	MMK14-04
3/8"	M22X1,5	FFK14-06	MFK14-06	MMK14-06
1/2"	M22X1,5	FFK14-08	MFK14-08	MMK14-08
M22X1,5	M22X1,5			MMK14-22A

<p>INNESTI RAPIDI OTTONE PASSAGGIO LIBERO</p>	<p>Innesto Rapido Completo</p> 	<p>Innesto Rapido Maschio</p> 	<p>Innesto Rapido Femmina</p> 
<p>FILETTO</p>	<p>Codice</p>	<p>Codice</p>	<p>Codice</p>
<p>3/8"-19</p>	<p>IRPL06C</p>	<p>IRPL06M</p>	<p>IRPL06F</p>

MANICOTTI PER IDROPULITRICE	 <p>Manicotto in Gomma Blu per Idropultrice</p>	 <p>Manicotto in Gomma Nera per Idropultrice</p>
Diametro Interno	Codice	Codice
15,5	MGB15	MGN15
18	MGB18	MGN18
21	MGB21	MGN21
23	MGB23	MGN23